

# varantec®



varantec®  
The working place  
programme without  
compromise



<b>Table of contents</b>	<b>Page</b>
<b>erfi Ernst Fischer GmbH+Co. The company</b>	<b>2-3</b>
<b>The varantec® Furniture systems</b>	<b>4-9</b>
Furniture system varantec®	4-5
Furniture system varantec®4 - 4-leg table system	6-7
Furniture system varantec®C – C-leg table system	8-9
<b>System designs</b>	<b>10-11</b>
varantec®4 link – linkable 4-leg table system	10
varantec®C link – linkable C-leg table system	10
varantec®4 classic – 4-leg table system flush with the wall	11
varantec®C classic – C-leg table system flush with the wall	11
<b>Types of table</b>	<b>12</b>
4 types of table with cable flaps and supply terminal	12
<b>Table programme</b>	<b>13-17</b>
Basic tables	13
Modular tables	14-16
Angular and linear linkages	17
<b>System configuration and design</b>	<b>18-28</b>
Aluminium system leg profile	18
Extension adaptors / colours	19
Frame constructions / details	21
Work tops / patterns / variety of shapes	22-28
<b>Electrification</b>	<b>29-35</b>
Cable channel system with and without cable flap	29-33
Supply terminals	34-35
Insert board programme acto	34-35
<b>Basic system components</b>	<b>36-54</b>
<b>Programme of drawer unit with drawers</b>	<b>37-41</b>
Suspended drawer units	38
Floor-mounted suspended drawer units	39-40
Connectable drawer units	41
drawer units w/rollers	41
<b>varantec® lock – electronic locking system</b>	<b>42-43</b>
<b>varantec® - system channel</b>	<b>44-45</b>
<b>Modern lighting systems at the working place</b>	<b>46-49</b>
highlight – innovative lighting technology	46-47
erfi sensolight® – the new light dimension	48-49
<b>Shelf programme</b>	<b>50-54</b>
<b>Working places adjustable in height</b>	<b>55-57</b>
varantec®lift – adjustable working height, manual and motorised	56-57
<b>System components for the electronics</b>	<b>58-81</b>
Energy attachments and energy cockpits	60-61
19 inch device attachments	62-67
19 inch device cockpits	68-75
19 inch rack technique /equipment variants	76-80
DIN A4 cockpits	81
<b>System components for training</b>	<b>82-95</b>
19 inch octagon attachments / island working places	84
19 inch pentagon attachments /island working places	85
Mechatronics standard working places	86
Containers with drawers for training	86-87
19 inch device racks (vertical equipment racks)	87
<b>Multi-functional classrooms</b>	<b>88-91</b>
Foldaway tables	88-90
Tables with swivel attachments	91

# varantec®

The working place programme without compromise

# Experience and vision – the basis for your and our success

We are specialists for complete working place systems, workshop equipment, assembly tables, measuring and testing devices as well as for test equipment for the electric security and function. Our efficiency is proven by the comprehensive know-how and the irreplaceable experience of a 50 years company history. This will be the base of our co-operation. Your demands are a challenge for us. Therefore, we develop, plan and manufacture ourselves all components, furniture and electronic equipment. We have a CIM (computer integrated manufacturing). The constantly expanding range of products meets also your individual requirements.

On our website, there are, of course, detailed information about our company, our products, examples of practical applications and present events.

Planofix – this name stands for our programme. Our expert data bank will allow you the online configuration of your personal equipment within a short time. As per your ideas or with the help of our planning assistants which have already realized important steps for you.



[www.erfi.de](http://www.erfi.de)



*The Corporate Design Award, a prize for the entrepreneurial accomplishment. Technique, design and communication.*

varantec®



We plan for you. Space configuration, 3D drawings and a perfected concept for electric test systems are part of our services as well as an own calibrating department within our factory. Our reference standard is calibrated by a DKD calibrating laboratory. In our showrooms in Freudenstadt and Lüdenschaid we present the complete range of erfi products. Consult us! We will plan your new project with you. Take advantage of our 50 years experience and proficiency. We are gladly prepared to send you detailed product information and to advise you on site.

Large installations require a perfect on site after-sales service. Highly qualified experts ensure the troublefree realisation of your project from the delivery on site up to the final acceptance. Last but not least the well proven furniture system guarantees a well defined and rational assembly and installation.



erfi – obliged to progress and the future



Since 1955 erfi has been developing and manufacturing complete working place systems for technical operations and office work, workshops and assembly, measuring and testing devices as well as test equipment for electric safety and functioning.

With innovative ideas and high-quality products erfi gained an excellent reputation amongst users at home and abroad. As a pioneer in the field of working place systems for electro-technology and electronics, erfi, as the initial supplier, realized the idea of integrating 19 inch complete and partial shelves into appropriate table mountings. Numerous industrial design awards were granted to many erfi products for their first-class formal and functional structure. The furniture systems varantec 4 and varantec C define the benchmark in the field of technical working place systems.

**The most important varantec® innovations at first sight:**

1. varantec®highlight The innovative lighting engineering
2. erfi sensolight® The revolution of sensor controlled light
3. varantec® lock The keyless innovation for working places and cabinet systems
4. varantec® lift The solution for height adjustable work tops
5. varantec® fix The aluminium transfer system for flexible production
6. varantec® MAX The perfect cable duct system for large cable volumes
7. varantec® office The new furniture design for office and communication
8. varantec® vent The intelligent partitioning wall system without additional mountings.
9. varantec® pro The completely new cabinet system of enormous flexibility
10. varantec® select The high-quality aluminium cabinet system for the perfect system synthesis
11. varantec® 19 The new system appropriate 19 inch cabinet system
12. varantec® compact The manoeuvrable Caddy-Mobil programme to meet all demands for mobility
13. acto® The modular programme of inserts

**varantec® – The idea – the objective**

The name varantec stands for "variable combination technique".

Due to the efficient system components all areas of a company are concerned. Research departments, manufacturing equipment, workshops, wet laboratories, computing centres, call centres as well as the complete administration can be equipped with the same system.


**A decisive advantage:**

Working places in different departments of a company can be interchanged economically. The prerequisites herefore are fulfilled by varantec due to the enormous range of the system components. To realize this idea, the two furniture systems varantec 4 and varantec C had been developed and adapted to one another, thus creating the basis for this system.

Provided with the GS certificate (tested security) varantec sets new standards in all fields in engineering departments and offices as well as for training with respect to performance, ergonomy, design and valency.

All furniture systems and devices are developed, planed and manufactured by ourselves which is the optimal solution to meet highest quality demands. Modern production equipment ensures a maximum of flexibility at constant and excellent quality.

The furniture system varantec® 4  
Four-leg table system





varantec 4 is an aluminium four-leg table system of the latest generation. The special feature of this system is its extremely high torsion resistance and functional variety. The name varantec 4 stands not only for the four-leg table system but in particular also for the possible fourfold combination of all table components to one central table leg.



The great advantage: considerable reduction of costs due to the multiple use of the system leg. Up to 4 tables can be connected to one leg profile. varantec 4 with a 45° shape of the aluminium leg profile is the ideal basis for space-saving and innovative connections. Height adjustable table tops and system components render varantec 4 unique and extremely flexible.

Due to the great variety the system varantec 4 can be used in all parts of the company:

1. Laboratory, research and testing
2. Production and assembly
3. Office and fields of communication
4. IT areas and computing centres
5. Network centres
6. CAD/CAE departments
7. Call centres
8. Control stations

varantec 4 - a system for all cases !



# The furniture system varantec®C C-Leg table system



## The furniture system varantec®C C-Leg table system

varantec C is an efficient aluminium C-leg table system with future-oriented solution for all technical and office communication fields. The special features of this system are the large leg space, stability and combinability.

Two vertical aluminium profile legs with well-shaped base form the structure of the system. A high-quality base made of a steel frame ensures an extremely high stability. All components of the furniture system varantec 4 can also be used with varantec C.


A special feature of varantec C is in particular the height adjustability as a standard. Each desired working height can be steplessly adjusted by means of clamps. As an alternative this system can also be delivered with a motorized drive (see figure at the bottom).

varantec C can also be delivered as a linkable version. The aluminium system profiles of this furniture system serve also for the lateral connection of the subsequent series tables. The linkable version varantec C link is flush with the wall at its back. The version varantec C classic is designed to be flush with the wall at all sides.

varantec®




## The furniture systems varantec®4 and varantec®C allowing economic multiple combinations



With the equipment line "link" the systems varantec 4 and varantec C offer a very elegant and economic way of linking working places. A system of high efficiency and flexibility, simultaneously offering a maximum of economy, is achieved due to the multiple use of the innovative aluminium profile.

# The equipment line "link"



varantec 4 with the equipment line „link“ offers for island working places the highest possible economy. 4 complete working places are adapted to a central table leg. All deliverable system components such as 19 inch instrument cockpits, shelves, system channels etc. are also fitted to the central varantec profiled aluminium system leg.

The equipment line „link“ is an intelligent way of professional combination of tables. Due to the unique design of the varantec leg profile up to 4 tables can be adapted to one table leg.

### Equipment line varantec®4 link

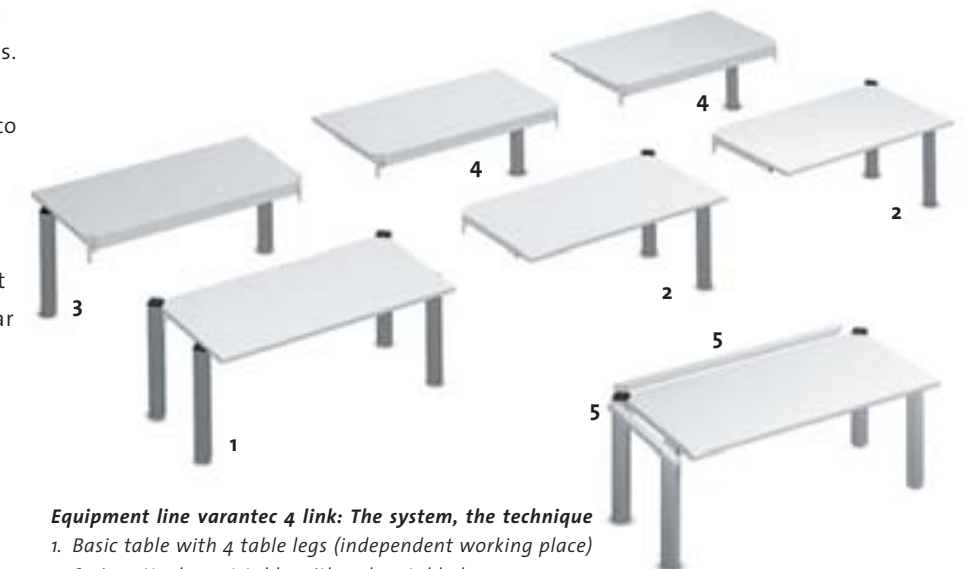
The front profiled aluminium legs project sideways the table top by 50 mm. The rear table legs project sideways as well as towards the back and thus allow the combination of additional table tops at the rear and sideways.

### Equipment line varantec®C link

The two profiled aluminium legs project also the table top sideways by 50 mm. This ensures a direct linkage of additional series tables.


Due to the multiple use of the table legs several working places can be installed quickly and at reasonable price. A minimum of material and assembly time at a maximum of utilization renders varantec to an economic system worldwide.

Additionally deliverable compensating covers for later sideways installation and at the rear allow with the "link" version an installation flush with the wall. Due to the erfi special delivery service this installation can be adapted to your individual requirements immediately and without requiring any waiting times. Also when continuously making changes within a company, these economically optimized linkable tables are an interesting alternative to the equipment line classic.



### Equipment line varantec 4 link: The system, the technique

1. Basic table with 4 table legs (independent working place)
2. Series attachment table with only 2 table legs
3. Team table with only 2 table legs
4. Series attachment team table with only 1 table leg
5. Closing elements at the rear and sideways for an installation flush with the wall, on request



### Equipment line varantec C link

1. Basic table with 2 table legs
2. Series attachment table with only 1 table leg



Basic tables and modular tables can be joined together in an elegant and simple way. The varantec profile allows an unattainable flexibility due to its 45° slot technique with respect to adaption and linkage for up to 4 users.

Individual tables, flush with the wall and appropriate for the system



**Flush with the wall:**  
With the equipped line classic of the series varantec 4, each table is equipped with four table legs which are flush with the table top as well as with all other system components. This allows with any design an installation flush with the wall in the rear and sideways.



With the equipment line varantec C classic also the leg profiles are flush with all system components.

The equipment line classic sets new standards. Each working place is independent and can be moved freely in the room without taking care for adjoining tables. For companies with a continuously changing working environment this equipment line is an interesting alternative. The elegant integration of all components gives a pleasant appearance of the equipment.

The system components such as table top, shelf and the 19 inch cockpit are flush at all sides with the varantec system aluminium profile. All system components of the equipment line link are also deliverable for the equipment line classic.

**Equipment line varantec®4 classic**

The rear table legs are put inwards from the back by 68 mm and thus ensure the troublefree linkage of the tables.

**Equipment line varantec®C classic**

With this version the table legs are put inwards from the rear by 150 mm.



**A clearly structured appearance due to the system components which are flush at all sides.**

The aluminium profile passing through cockpit and shelf gives the system a distinctive and clearly defined architectural appearance. A system of independent and representative character.



With the classic version the furniture systems varantec 4 and varantec C contribute to the continued success of erfi. All system components are flush with the modern aluminium legs in an elegant way. The unequalled continuity of the system ensures the optimal independence of working places.

The furniture systems varantec®4 and varantec®C with aluminium legs put inwards at all sides



The equipment line classic gives the user the possibility of installing the innovative furniture systems varantec 4 and varantec C also as individual tables flush with the wall. All system components are identical in shape with the equipment line classic.

## The four varantec® types of table

Each basic and modular table resp. of the table system varantec 4 and varantec C is deliverable in the following designs:


**varantec table design 1:**  
Work top without cable flap,  
the sound basic equipment




**varantec table design 2:**  
Work top with an integrated supply  
terminal in the work top for insertion  
of the energy supply board of the  
programme acto.



**varantec table design 3:**  
Work top equipped with a functional  
cable flap which can be opened by 180°.  
When closing the cable flap the cables  
disappear completely behind the work  
top without any disturbing interruption.  
The result: The complete surface of the  
table can be fully used. The cables pass  
along the entire width of the table in the  
rear. Underneath the cable flap there is a  
generous cable duct of 80 mm depth. On  
request, the integration of a cable  
channel system enlarged up to  
160 mm is possible.



**varantec table design 4:**  
Work top equipped with a cable flap  
which can be opened by 90°, with an  
integrated high-quality brush. Contrary  
to the solution of using sealing lips, it  
allows an elegant and pleasant touching  
and opening of the cable flap. Due to the  
use of high-quality materials (min brush-  
es) this solution is also suitable for  
schools. The high quality of the brush  
allows at the same time a density which  
avoids the unintentional penetration of  
materials and dust. Underneath the  
cable flap there is a generous cable duct  
of 80 mm depth. On request, the  
integration of a cable channel system  
enlarged up to 160 mm is possible.





*Basic table varantec 4 link without cable flap (table design 1)*



*Basic table varantec 4 classic with integrated supply terminal (table design 2)*



*Basic table varantec C classic with a cable flap which can be opened by 180° (table design 3)*



*Basic table varantec C link with a cable flap which can be opened by 90° with an integrated brush (table design 4)*

## Table programme varantec® - Modular tables



The modular tables are characterized by the fact that the rear leg profiles are installed in a continuous line towards the top and without heightening the table frame. Extensions by means of adapters are possible at any time. The standard profile heights are 1200 mm, 1500 mm, 1800 mm, 2000 mm and 2200 mm. All system components are available in the version link and classic. Due to the additional possibility of combination with the table designs 1 to 4 (cable flaps, supply terminals) the variety and fields of application are unequalled.






The 1200 mm high modular tables are ideally suitable for installing the varantec shelf system.



The 1500 mm high modular tables are suited for installing the 19 inch cockpits.



The 1800 mm high modular tables with cockpits are suitable for installing additional shelves or can be equipped with shelves only.



**Modular tables:**

Table system varantec 4


The tables are available in 5 different heights: 1200 mm, 1500 mm, 1800 mm, 2000 mm and 2200 mm.




A special feature of the 2000 mm high modular tables is their use as LAN working place system. Several superposed shelf systems ensure the professional installation of monitors.




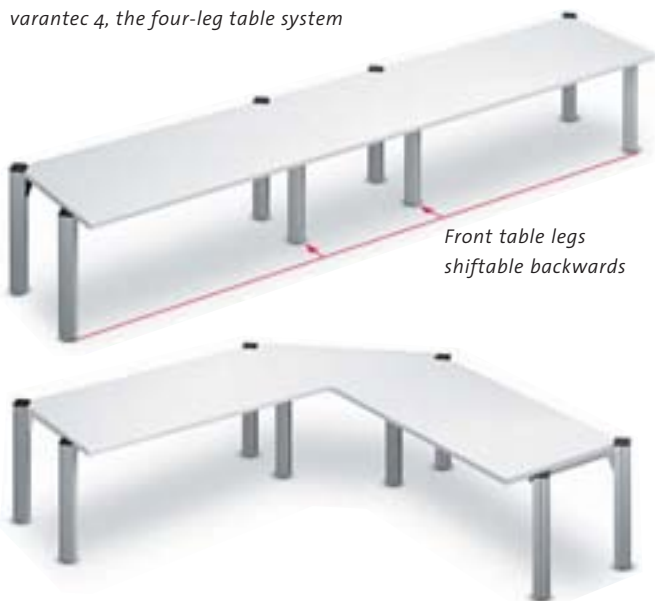
The height of 2200 mm is ideally suited for the use of assembly tables with an integrated rise-and-fall pendant. Due to the large height many system components can be adapted ergonomically and in sufficient number to the varantec profiled leg.



*Modular tables: Table system varantec C*



*varantec 4, the four-leg table system*

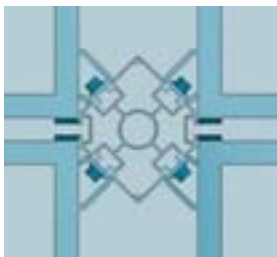
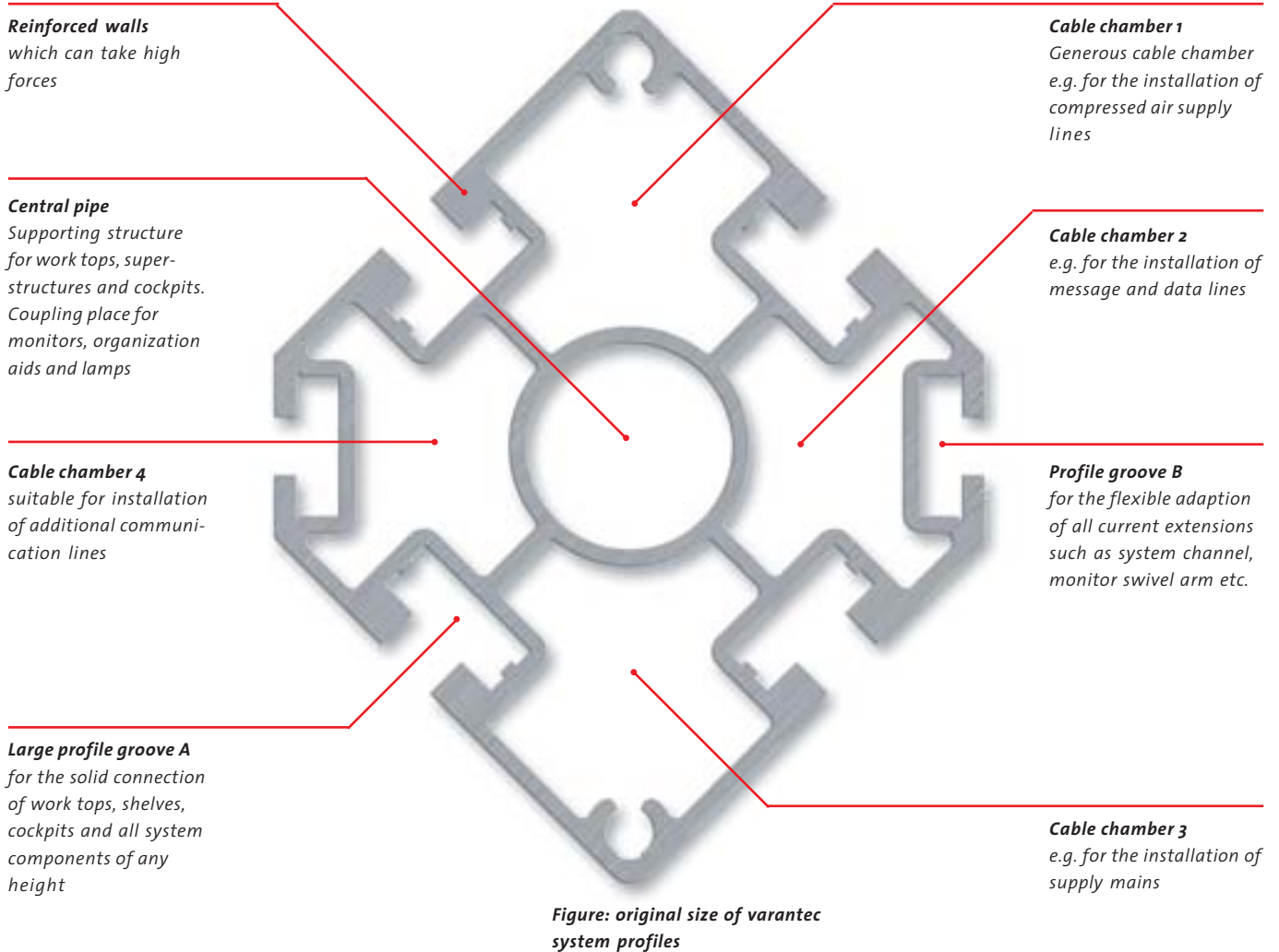


*varantec C, the C-leg table system*

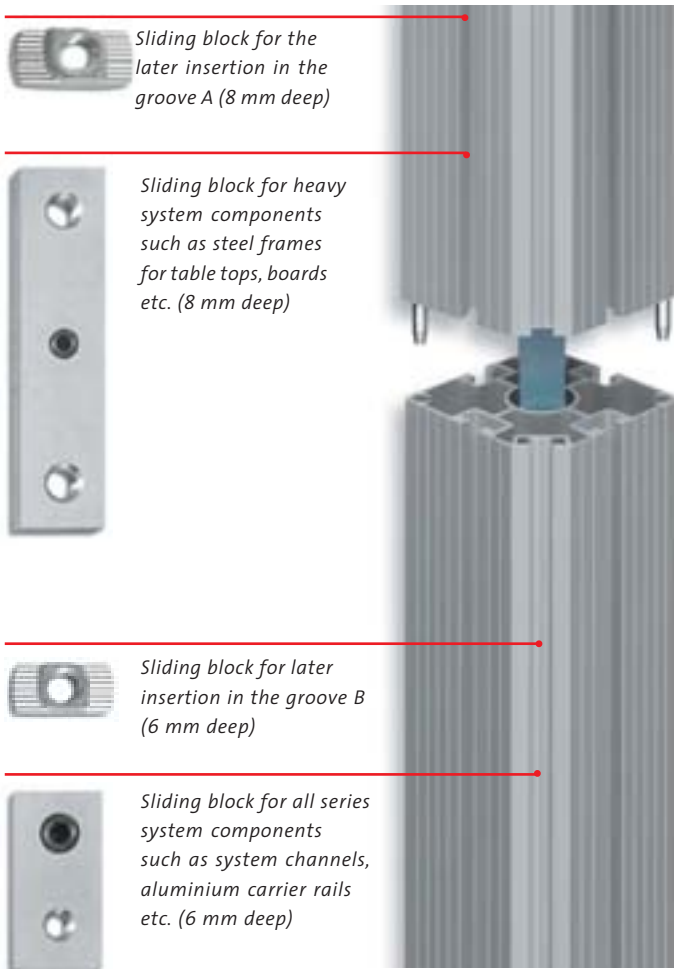


Due to the variety of shapes of the linkable table tops the furniture systems varantec 4 and varantec C allow an unequalled variability with respect to space configuration. Table system varantec 4: With the angular combinations the front table legs can be shifted backwards and offer thereby an optimal space for the legs. Table system varantec C: Due to the C-leg design there is automatically a big leg space. The angular and linear combinations are available in many variants. Linear linkages or designs of 45°, 60° or 90° are available in different sizes. Generously designed seat edges in the case of corner combinations guarantee an optimal sitting position also with a 90° linkage.

# The varantec<sup>®</sup> profiled aluminium base system



The varantec profiled aluminium base sets new standards: The innovative aluminium profile has sufficient stability beside the 4 chambers and numerous function slots in order to adapt up to 4 tables to a profile. This characteristic feature guarantees a maximum of economics and economy. Cockpits, boards, system channels and many additional system components for quadruple connection to the central support.



Sliding block for the later insertion in the groove A (8 mm deep)

Sliding block for heavy system components such as steel frames for table tops, boards etc. (8 mm deep)

Sliding block for later insertion in the groove B (6 mm deep)

Sliding block for all series system components such as system channels, aluminium carrier rails etc. (6 mm deep)

**The varantec extension adapter for endless construction**

Due to the extension adapter which is invisible from the outside, the profiles can endlessly be extended upwards. This technique allows a later extension of the system thus ensuring to adapt to the changing requirements in a company.

**The colours for the varantec systemprofile:**

Standard surface: Aluminium naturally anodized, E 6, EV1 No. 1

Coloured surface: Powder-coated

- signal yellow (RAL 1003) No. 2
- red violet (RAL 4002) No. 3
- blue lilac (RAL 4005) No. 4
- light blue (RAL 5012) No. 5
- turquoise blue (RAL 5018) No. 6
- light gray (RAL 7035) No. 7
- anthracite gray (RAL 7021) No. 8

Note: reference: Subject to deviations in colour due to printing and technical modifications.



The profile is available in the following lengths: - 780 mm (e.g. for basic tables) -1200 mm (e.g. for board tables) -1500 mm (e.g. for cockpit tables) -1800 mm (e.g. for cockpit and board table combinations) - 2000 mm (e.g. for LAN working places) - 2200 mm (e.g. for assembly working places) – 6000 mm maximum length (e.g. for cable routings from the ceiling)

Work tops, designs, variety of shapes





Example of a cable flap with a 180° opening angle, accessible from the front

Large volume cable trays of 80 mm to 160 mm depth of different designs for a perfect medium guidance. On request the deep cable trays are steplessly adjustable in height. In standard design the deep cable trays can be suspended easily in the steel frame without requiring any tools.



Example of a work top: 40 mm strongly, at the front with an ergonomic post-forming rounding. 19 different work tops are available (see the following pages).

Standard cross bar to stabilize and adapt suspension containers. A tearing out of the suspension containers is therefore precluded.



Solid welded, highly torsion-resistant steel frame made of 60 mm thick high-quality structural steel pipe.

Horizontal large volume cable trays allow an elegant medium guidance. This ensures a comfortable wiring of the tables amongst one another.

Large floor plates ensure the regular distribution of the weight. At the same time the table can directly be screwed down on the floor.



The front table legs allowing a maximum leg space due to a special mounting technique for angular combinations are shiftable backwards. With of angular linkages this creates a large leg space also with the 4-leg table system varantec 4.

Ergonomically designed frame construction. Due to the steel frame being shifted backwards there is a large leg space of 740 mm height. Even for tall people this permits a relaxed working.

**Note:**  
The frame construction of the table system represented here varantec 4 corresponds largely to the design of the table system varantec C

## Work tops, designs, variety of shapes

### The basic board 40 mm

#### Substrate:

No. 1: 40 mm thick chipboard with a fine chipboard skin, not conductive

No. 2: Alternatively 40 mm thick chipboard with a fine chipboard skin, volume-conductive, EGB/ESD – execution

#### Surface:

covered with a decorative high-pressure laminate (HPL) light gray

alternatively: conductive stratified board (EGB/ESD - execution), agate gray

#### Edge:

all around with an impact-resisting 2 mm thick ABS plastic profile, light gray

alternatively: ABS plastic profile, agate gray with EGB/ESD - execution or decorative multiplex design (plastics)

#### Edge shape:

straight end

#### Fields of application:

laboratories, offices, assembly/  
manufacturing, training

#### Characteristic features:

Very durable edge shape and thus ideally suitable for vise connection.


#### Further alternatives:

No. 3: Basic board 30 mm, not conductive, direct coated 3-layer chipboard, edge and edge shape see above (without illustration)

No. 4: Basic board 30 mm, conductive/volume-conductive, EGB/ESD execution, direct coated 3-layer chipboard, edge and edge shape see above (without illustration)



*Basic board 40 mm, plastic edge light gray*



*Basic board 40 mm, plastic edge with multiplex appearance*

Due to the variety of shapes and the well chosen high-quality materials the furniture system varantec is used in laboratories, assembly stations, workshops, offices and for information technology. 19 different work tops are available in our standard programme. An enormous range of products.



The postforming board 40 mm

**Substrate:**

No. 5: 40 mm thick chipboard with fine chip board skin, not conductive

No. 6: Alternatively 40 mm thick chipboard with fine chipboard skin, volume-conductive, EGB/ESD execution

**Surface:**

covered with a decorative high-pressure laminate (HPL) light gray

Alternatively: conductive stratified board (EGB/ESD - execution), agate-gray

**Edge:**

Laterally and in the rear with high impact-resisting 2 mm thick ABS – plastic profile, light -gray

Alternatively: ABS – plastic profile, agate-grey with EGB/ESD – execution or decorative multiplex design (plastics)

**Edge shape:**

At the front with more ergonomic post-forming roundings, at the sides and in the rear 40 mm edge

**Fields of application:**


Laboratories, offices, training

**Characteristic features:**

Ergonomic front edge for a pleasant arm-rest for working at the PC. Less suitable for vise connections and rough work.



*Postforming board 40 mm, laterally and in the rear with a plastic edge, light gray*



*Postforming board 40 mm, laterally and in the rear of multiplex design*

# Work tops, designs, variety of shapes



## The postforming board 70 mm

### Substrate:

No. 7: Chipboard with fine chipboard skin, not conductive  
No. 8: Alternatively chipboard with fine chipboard skin, volume-conductive, EGB/ESD execution

### Surface:

covered with a decorative high-pressure laminate (HPL) light gray  
Alternatively: conductive stratified board (EGB/ESD - execution), agate-gray

### Edge:

Laterally and in the rear with high impact-resisting 2 mm thick ABS – plastic profile, light -gray  
Alternatively: ABS – plastic profile, agate-grey with EGB/ESD – execution

### Edge shape:

At the front with ergonomic postforming roundings, 70 mm thick  
At the sides and in the rear 70 mm edge. Laterally closed which gives a high-quality appearance.

### Fields of application:

Laboratories, offices

### Characteristic features:

Ergonomic front edge of a large radius at top and bottom of 13,6 mm, for a pleasant armrest for working at the PC. Less suitable for vise connections and rough work. Laterally constantly of 70 mm height. This gives a regular appearance.



## The tech board 70 mm with technical assembly strip

### Substrate, surface, edge:

Identical design as postforming board 70 mm  
No. 9: not conductive  
No. 10: volume-conductive

### Edge shape:

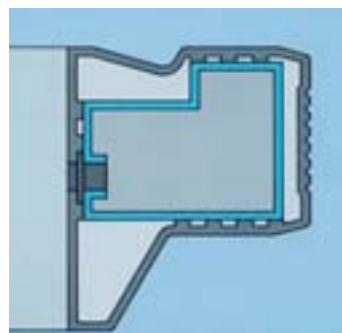
At the front with a tech-assembly strip, 70 mm thick, made of impact-resistant plastics with an aluminium core. At the sides 70 mm edge. The lateral edge gives a high-quality and solid impression.

### Fields of application:

Laboratories, assembly/production, training

### Characteristic features:

The tech-edge is made of impact-resistant plastics with an aluminium core. Solid clamping function for vises and other clamping methods. The profiled structure of the assembly strip is functionally defined. With a groove for depositing small tools and a horizontal grooving as protection against damages.



cross-section of a tech-assembly strip



#### The beech - multiplex board 40 mm

##### Board:

No. 11: 40 mm thick multiplex board made of beech rotary-cut veneers (glued of several layers).

##### Surface:

Due to the high abrasion resistance and the special surface hardness (BRINELL hardness: HB 34 N/mm of 2) beech is particularly suited for fields of application which are subject to high stress.

##### Coating:

1. perfectly sanded and coated with oil which is stable to food.
2. alternatively: surface with phenolic film (lacquered surface). To increase abrasion resistance values and to seal the surface a film with special MF/PF resin systems is applied.

##### Edge:

Smooth and non-splintering

##### Shape of edge:

Straight end

##### Fields of application:

Laboratories, assembly/production, training

##### Characteristics features:

Resistant against temperature and chemicals. Under normal working conditions up to approx. 100° C. no decrease in quality. Changes in dimensions and shape are considerably less than with solid wood. Resistant against weak caustic solutions (pH 7-11).

##### Structure:

Multi-layer, symmetrical structure



#### The beech solid wooden board 40 mm

##### Board:

No. 12: 40 mm thick solid board made of red beech

##### Surface:

Abrasion resistance and surface hardness are higher than those of the beech multiplex board. Strips of wood arranged like parquet give an optically balanced and calm appearance (no finger jointing).

##### Coating:

1. Perfectly sanded and impregnated with oil which is stable to food.
2. Alternatively: Surface with phenolic film (special overlay). Velvety and high-quality gloss (see photograph)

##### Edge:

Smooth and non-splintering

##### Shape of edge:

Straight end

##### Fields of application:

Laboratories, assembly/production, training

##### Characteristics features:

An almost infinite service life when handled appropriately. The homogenous structure and high quality allow the sanding of soiled surfaces several times. Very high durability, resistance against deflection and warpage.

##### Manufacturing process:

From approx. 90 to 100 years old beech trees, sawn timber air-dried for 1 year, computerized drying to 6-8 % wood moisture, strips of wood laterally jointed and mortised in the sense of length.

# Work tops for office and communication



## The office work top 30 mm, pattern maple with a straight edge

### Substrate:

No. 13: 30 mm thick chipboard with fine chipboard skin, not conductive.

### Surface:

Laminated with decorative high pressure laminate (HPL), maple

### Edge:

All around with high impact resistant 2 mm thick ABS plastic profil, maple

### Shape of the edge:

Straight end at the front

### Fields of application:

Office, call center, IT areas

### Characteristic features:

Additionally to the rectangular shape the following free shapes are deliverable:

1. Wave
2. L-shape
3. A 135° angle
4. Compact shape



## The office work top 30 mm, pattern beech with a straight edge

### Substrate:

No. 14: 30 mm thick chipboard with fine chipboard skin, not conductive.

### Surface:

Laminated with decorative high pressure laminate (HPL), beech

### Edge:

All around with high impact resistant 2 mm thick ABS plastic profil, beech

### Shape of the edge:

Straight end at the front

### Fields of application:

Office, call center, IT areas

### Characteristic features:

Additionally to the rectangular shape the following free shapes are deliverable:

1. Wave
2. L-shape
3. A 135° angle
4. Compact shape



Free shape table wave



L-free shape table



**The office work top 30 mm, pattern maple with a postforming edge**

**Substrate:**

No. 15: 30 mm thick chipboard with fine chipboard skin, not conductive.

**Surface:**

Laminated with decorative high pressure laminate (HPL), maple

**Edge:**

At the sides and at the rear with high impact resistant 2 mm thick ABS plastic profil, maple

**Shape of the edge:**

At the front with an ergonomic postforming rounding

**Fields of application:**

Office, call center, IT areas

**The office work top 30 mm, pattern beech with a postforming edge**

**Substrate:**

No. 16: 30 mm thick chipboard with fine chipboard skin, not conductive.

**Surface:**

Laminated with decorative high pressure laminate (HPL), beech

**Edge:**

At the sides and the rear with high impact resistant 2 mm thick ABS plastic profil, beech

**Shape of the edge:**

At the front with an ergonomic postforming rounding

**Fields of application:**

Office, call center, IT areas



*Free shape table 135° C*



*Compact free shape table*

# The work tops for wet laboratories



Fig.18

## The self-supporting ceramic laboratory table top for wet laboratories

### Substrate:

No.17: Modular table top, 20 mm thick, full-ceramic plate, self-supporting. Maximum size: 1800 x 900 mm (length x width)  
No. 18: alternatively large-size table top, 26 mm thick full-ceramic plate rim reinforcement without joints, self-supporting. Maximum size: 2000 x 900 mm (length x width)  
Within these dimensions any size can be supplied.

### Surface:

Acid resistant (hydrochloric acid, sulphuric acid etc.), exception: hydrofluoric acid

### Edge:

With No. 17: Provided with an ABS safety edge of 90° shaped corner parts, glued and clamped, height of edge: 7 mm, width of edge: 22 mm, colour light-grey

With No. 18: Rim reinforcement without joints, height of edge: 7 mm, width of edge: 22 mm, colour according to the work top

### Fields of application:

Wet laboratories

### Colour of work top:

Light-gray (similar to RAL 7035). Other colours on request

### Characteristic features:

Resistant against very difficult conditions in the laboratory and carefree, 100 % recyclable, without joints, extremely resistant against scratches and abrasion, UV resistant, hightemperature resistant, insensitive against heat, not conductive electrically, not combustible, incompatible with germs and decontaminable. Completion of the system by stoneware basins, fittings



## The high-quality polypropylene laboratory table top for wet laboratories

### Substrate:

No. 19: Water-proof glued chipboard of the quality V100 E1, which prevents a swelling at short contact with splash-water. The polypropylene board inclusive protective foil is a protection against mechanical damages. Total thickness 33 mm.

Widths: 600, 900, 1200, 1500, 1800, 2100, 2400, 2700, 3000 mm, depths: 150, 300, 600, 650, 700, 750, 800, 850, 900 mm

### Surface:

Highly heat-stabilized thermoplastics PP, largely resistant against chemicals, highly resistant against caustic solutions, acids and salts.

### Edge:

Rim reinforcement all around according to DIN 12 916 part 2, inclusive drip edge, height of edge: 7 mm, width of edge: 22 mm

### Fields of application:

Wet laboratories

### Colour:

pebble gray (RAL 7032), light gray (RAL 7035), pure white (RAL 9010)

### Characteristic features:

physiologically harmless  
resistant and carefree  
easily recyclable  
without joints  
incompatible with germs and decontaminable  
possible completion by PP sinks and drain basins as well as fitting,  
Bordering work tops welded without joints



**The varantec cable set**

With this design the medium is carried in an energy channel underneath the work top. The „service stations" in the table top are designed as per customers requirements. This version is an economic solution for the basic electrification.



**varantec with a cable tray adaptable to the rear**

Quite often the cables are irregular behind the work top and are, therefore, a safety risk. The adaptable cable tray is adjustable in height and the cables are well arranged in the same. A retrofit is possible at anytime.



**varantec with a cable tray arranged underneath and an extendable work top**

This solution is the professional version for the hidden carrying of medium for offices and computer working places. The work top is unlocked by a push-



button and can easily be drawn to the front. In closed condition the cables are led through at the rear opening.

# The cable systems with cable flaps

## The varantec cable system 01:

This solution offers many advantages for carrying medium and is suitable for nearly all applications.

- High-volume cable channel of 80 mm, alternatively of 160 mm depth
- Continuous wiring of the working places
- With a closed cable flap the cables run invisibly underneath the cable flap.

Thus the entire table depth is maintained.

- The cable flaps can be opened by 180° and thus ensure an optimal accessibility from the front.
- Also tables which are flush with the wall or with tables which are arranged back to back the flaps can be opened without any effort because they are shortened by the prescribed dimension.



**Cable channel system 01 of 80 mm depth, completely opened, table model varantec link**  
 With tables of the design link in connection with the cable channel system 01 the cables can be led rationally between the cable flap and the frame from table to table. The cables can be inserted easily from the top. There is no need to push through any plugs.



**Cable channel system 01 of 80 mm depth, left table opened, right table closed, design varantec link**  
 With all cable channels all cables can simultaneously come out at the left and right and can be carried on underneath the frame.






**Cable channel system 01 of 160 mm depth, left table opened, right table closed, design varantec link**  
 The cable tray with a space of 160 mm depth allows to carry on a large amount of cables from table to table. Of course, the cables can also be led through between the flap and the frame from table to table.



**Cable channel system 01 with closed cable flaps, design varantec link**  
 With closed cable flaps the cables coming from the devices on the table are introduced into the rear opening. In spite of the cable openings the work top is uninterrupted and forms a continuous unit even with a closed flap.




Also with table configurations back to back, the flaps can be effortlessly opened with the system design varantec link because they are always reduced by the specified dimension.



With the system design varantec classic the cable flaps can also be put upright even when being flush with the wall.

# The cable systems with cable flaps




**The varantec cable channel system o2**

consisting of a 90° cable flap with a high-quality brush as well as with a cable channel arranged underneath. High-quality appearance due to the qualitatively perfect trade-marked brush of a high servicelife.

- Large volume cable channel of 80 mm alternatively 160 mm depth
- Continuous professional wiring of the working places among one another
- Contrary to rubber lips these brushes allow a very good approach. The brushes are so designed that nothing can fall unintentionally into the tray. In addition the brushes close perfectly the tray arranged underneath against dust and dirt.





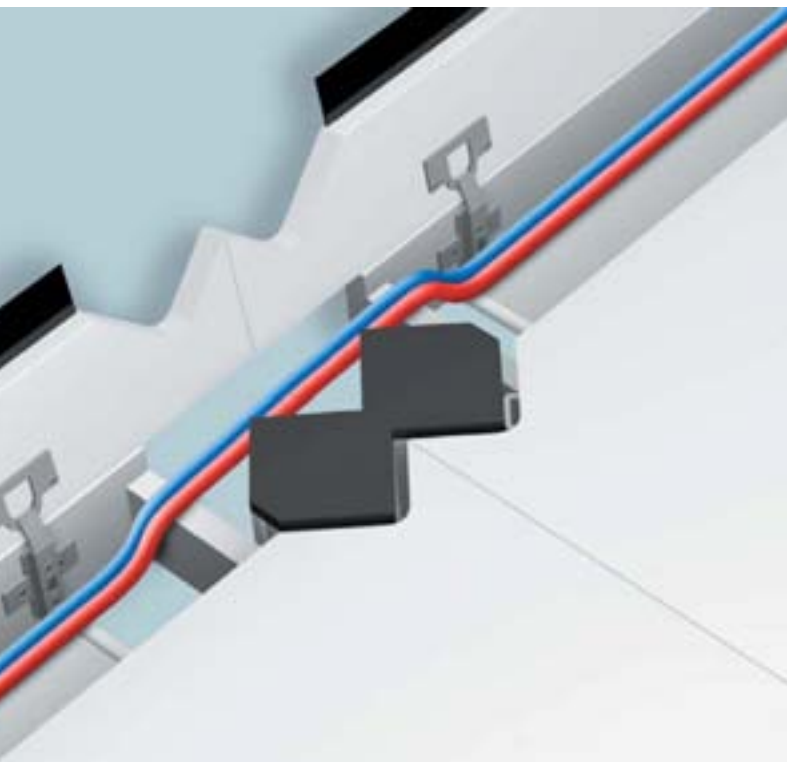
**Cable channel system o2 of 160 mm depth, completely opened, system design varantec link**

With tables of the equipment line „link“ in connection with the cable channel system o2 the cables can be withdrawn laterally at the left and at the right and then be carried below the frame.



**Cable channel system o2 with closed cable flaps, system design varantec link**

By means of the brush the cables can be inserted into the cable channel across the whole width of the table.



**Cable channel system o2 of 80 mm depth, completely opened, system design varantec classic**

With tables of the system design classic in connection with the cable channel system o2 the cables can be led rationally between cable flap and frame from table to table. The cables can effortlessly be introduced from the top. There is no need to push plugs through.

# The varantec<sup>®</sup> supply terminal and the modular insert board programme acto<sup>®</sup>



The supply terminal is integrated in the working platform of the varantec system table. By the new and efficient insert board programme acto a laboratory table without attachments or cockpits resp. can be provided very economically with considerable functions.

An enormous flexibility has been achieved by optimizing the size up to a depth of 113 mm and a measuring unit in width of 19 inch partitions. The remaining table surface is generously dimensioned due to the reduced depth of the insert boards.

A great number of components are available for the equipment of the supply terminal.

An example:

*Safety and switching unit with an emergency shutdown, FI and motor protective switch.*

*Continuity tester, optically and acoustically*

*Shockproof sockets*

**Note:**

*The insert boards are supplied in series of anodized design. On request, however, the boards are also deliverable in the colours of the varantec system.*

The efficient insert board programme actio is so designed that it can also be used with the following system components:

1. Supply terminal in the table top
2. System channel
3. Energy-carrying attachments, energy-carrying cockpits
4. Swivel-type attachments, electric motor driven
5. 19 inch combined attachments and 19 inch combined cockpits



*Adjustable pneumatic unit with key-operated switch*



*Soldering station with integrated digital temperature indication*



Basic system components

## Programme of drawer units with drawers



### The varantec programme of drawer units with drawers

Perfection in function, stability and design

The drawer unit family:

- Suspended drawer unit, system width 430 mm
- Suspended drawer unit, system width 330 mm
- Suspended drawer unit, floor-mounted, system width 430 mm
- Suspended drawer unit, floor-mounted, system width 330 mm
- 19 inch base drawer unit, floor-mounted
- PC base drawer unit, floor-mounted
- Connectable drawer unit, system width 430 mm
- Connectable drawer unit, system width 330 mm
- drawer unit w/rollers, system width 430 mm
- drawer unit w/rollers, system width 330 mm

#### Technical design:

All models alternatively of conductive design

- Carcass made of a direct-coated fine chipboard of high-quality appearance and low noise level (no sheet metal construction for laboratory and office).
- Equipment with well arranged steel drawers
- The topmost drawer is equipped in series with a high-quality insert for writing materials. Height of front 1 HE (HE = height unit, 1 HE = 50 mm)
- Heights of drawer fronts from 2 HE up to 7 HE.
- Suspended drawer unit mountable either at the left or the right.

#### Characteristic features:

- All suspended drawer unit are equipped in series with a stop control function (only one drawer can be withdrawn at the time)
- All drawer units w/rollers are equipped in series with a stop a control Plus function. This function ensures that only one drawer can be opened when passing over a door threshold or something similar. The drawers are safely locked. Unintentional dropping is thus precluded. With the normal stop control function 2 drawers can be opened simultaneously (cannot be outwitted).
- Drawers with a front height of 7 HE can be fully withdrawn.
- Useful depth of the drawer 490 mm alternatively 690 mm
- High-quality full drawer extension, placed in quadruple ball bearings, deliverable for any drawer
- Damping profile at the front for the smooth closing of the drawers for light gray patterns



#### The basic design space

*Top of the drawer unit w/rollers: 30 mm with basic edge, drawer fronts for suspended and ing drawer units w/rollers with straight drawer bottom and a well-shaped bow-type handle. This design is used in series for work tables with the basic work top (straight front edge).*



#### The design style

*Top of the container w/rollers: 30 mm with a postforming edge, drawer fronts with lateral postforming rounding and elastic spring steel handles for perfect ergonomics and high demands with respect to shape and design. This type is used in series for work tables with postforming tops. The elastic spring steel handles are deliverable against an extra.*

## Suspended drawer units



Suspended drawer unit of system width 430 mm, front height up to 10 HE. Divisioning of drawers as per order catalogue varantec system components.



Suspended drawer unit of system width 330 mm, front height up to 10 HE. Divisioning of drawers as per order catalogue varantec system components.

Well-arranged drawers with universal organizational elements and plastic inserts. The steel drawers are equipped in series with separators, index bars and partitions as well as stamp holders. Filing compartments for forms and suspension frames complete the equipment.


**Note:**

HE = height unit


1HE = 50 mm



Stamp holder



Separators with partitions



Suspended metal sheets



Filing compartments for forms





Suspended drawer unit of a system width of 430 mm, front height 12 HE. Divisioning of drawers as per order catalogue varantec system components



Suspended drawer unit of a system width of 330 mm, front height 12 HE. Divisioning of drawers as per order catalogue varantec system components

The plastic drawer inserts are available in many designs. They are useful for small parts and tools. Six different inserts leave nothing to be desired. Additional inserts for 690 mm deep drawers and material trays complete the system.



Suspension frames



Plastic drawer insert for tools



Plastic drawer insert for small items



Additional insert for 690 mm deep drawers

## Floor-mounted suspended drawer units



19 inch drawer unit, floor-mounted, of a system width of 525 mm, usable front height 13 HE/19inchl; 1 HE = 44.45 mm. The 19 inch suspended drawer unit is suitable for the installation of devices of the 19 inch technology. Sturdy sliding rails can be built inside the cabinet for deep devices. The 19 inch containers are particularly suited for the installation of partitionings in teacher's working places in training centres. On request the 19 inch baseom cabinet can be equipped with a front door.



PC base cabinet, floor-mounted, of a system width of 270 mm, front height 680 mm. The PC base cabinet has a double wing door with integrated ventilation grate in the inside in the rear part. On request a lockable front door is deliverable.



**varantec drawer units w/rollers of a system width of 430 mm, front height 10 HE, depth 573 alternatively 773 mm.**

High-quality design with integrated stop control Plus function. This avoids to open two drawers simultaneously (cannot be outwitted). This avoids the unintentional opening of the drawers when passing over door thresholds.



Connectable drawer unit with a 30 mm thick maple board, matching with a varantec office working place, front height 12 HE



Connectable drawer unit with a 70 mm thick postforming top, matching with a varantec laboratory working place, front height 12 HE



**varantec drawer units w/rollers of a system width of 330 mm, front height 10 HE, depth 573 mm.**

Ideally suitable for the use in assembly places and laboratories. Easily manoeuvrable due to the compact design.

Connectable drawer unit are principally suitable for combination with all varantec table models. With tables of the model classic the drawer units can be directly placed. With tables of the model link the drawer units can also be coupled by means of an equalizing panel. An intelligent base provides the same useful height for all models independently of the top board. The same is adapted in series to the work top of the varantec table models. The idea „Form Follows Function“ is also reflected by this system component.

**Cabinets with drawers made of metal**

varantec offers also a great variety in the field of cabinets with sheet steel drawers. See also the catalogue varantec system components.



# The keyless evolution varantec® lock

Infrared transmitter



Radio transmitter (transponder)



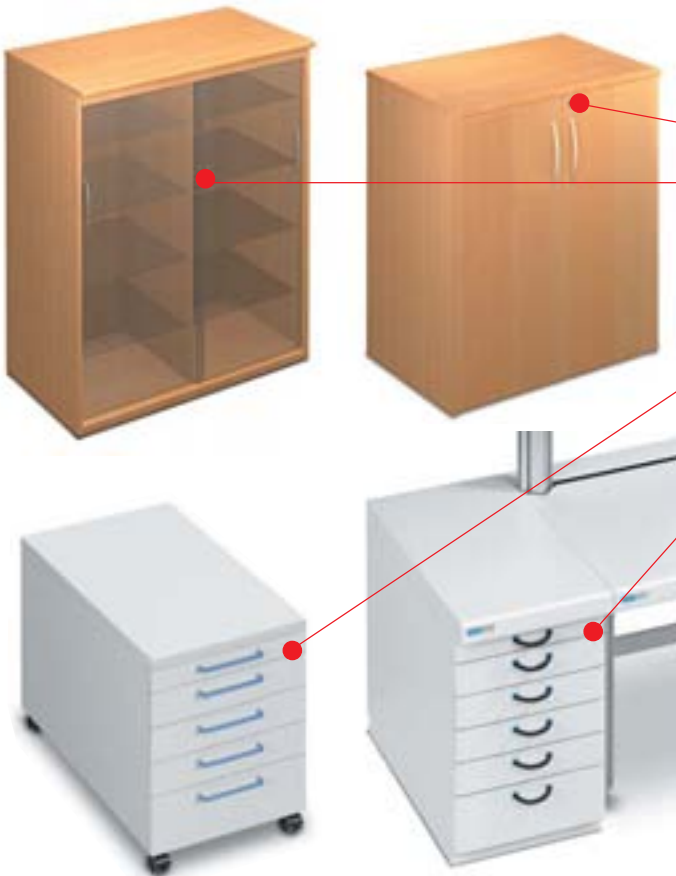
The security and comfort of electronic locking systems may not stop behind the door. Consequently, the safety locking system varantec lock includes also the furniture. The integration of varantec lock in the digital locking and organisational systems of the building technique is of almost unlimited advantage to the user. varantec lock is a comprehensive electronic locking system. The system is available in two variants:

### varantec® lock – design variants

1. Electronic locking system with infrared technology. This system is mainly used for facilities for which the previous building management does not have an electronic locking system.
2. Electronic locking system with radio technology. Nowadays new buildings are already equipped with electronic locking systems. By means of varantec lock the entire furniture can be included in the electronic locking plan of the building's management.

All lockable erfi furniture system components can be equipped with the innovative varantec lock technique:

- Complete cabinet systems varantec pro and varantec select
- Complete drawer and drawer unit programme



### Advantages of the electronic locking system:

- Infinite locking system which allows to realize easily also complex structures
- Opening and locking by the push of a button
- Minimum administrative work due to a simple programming
- When changing the personnel or when moving no complicated ordering of new keys but only a simple reprogramming is necessary
- Loss of a key without loss of security: Immediate blocking possible. This saves consequential costs!
- Cableless due to an internal current supply, also suitable for sliding drawer unit
- Audible warning signals in case of diminishing battery voltage
- Visible indication of locking and unlocking processes
- The programming is maintained even without energy supply
- Batteries which are common on the market
- Long service life of the batteries, 2 years for tenfold operation per day
- Simple battery change
- With radio technology: Individual transponders can be permitted or blocked resp. for individual time spans

**The technology – the system**

varantec lock comprises a few modular units: A transponder and an infrared transmitter resp. which on the push of a button activates an electronic control module which in turn releases the motorised locking mechanisms to either unlock the piece of furniture or to lock it. The electronic control module is the same for all furniture system components.

With the infrared technology there is an optical unit for the correct interaction between transmitter and receiver. At the same time the correct locking is signaled to the user in red and the correct unlocking in green. The optical unit is inserted in the front of the piece of furniture.

Different locking mechanisms are adapted to the type of locking of the piece of furniture. The locking mechanisms are coupled with the electronic control module. An intelligent technique which is a must for a new investment.



*Optical unit for the infrared technology*



*Electronic control module*



*Examples of the locking mechanism*



**varantec® lock with infrared technology/programming**

The programming of the individual furniture components can be made in all cases without additional hardware or software. As with normal key-operated lockings there is a difference between locking with and without main or general key-operated locking system.

**Electronic locking for individual pieces of furniture without a main or general locking system resp (basic programming)**

The lock is simply programmed with a stick and a transmitter. By inserting the stick in the electronic control module the programming mode is activated (teach-in mode). By simply operating the transmitter the same is trained. In this way up to 100 different transmitters per lock can be programmed.

Each transmitter is unique. Several billions of different transmitters render this system untouchable. In case of the loss of a transmitter, a new transmitter can be trained very fast. Everything can be deleted and trained again by an integrated reset button.

**Locking systems for facilities with a main or general locking system (comfort programming)**

With this comfortable locking an additional blue programming transmitter is supplied with for the complete locking system. For the blue transmitter a conventional safety certificate is issued.

In case of loss the programming transmitter can be reproduced against presentation of this safety certificate.

The purpose of this programming transmitter is to put all control modules of the locking system into programming mode. If a control module is in programming mode, the individual transmitters can be trained and deleted without contact. In this way complete main and general locking systems can be programmed on site. With this variant programming itself can easily be done from outside.



**varantec® lock with radio technology (alternative)**

If the furniture is to be integrated in an electronic locking plan of the building's management, then varantec lock is equipped with the radio technology. For unlocking the building doors and the furniture the same transponder can be used. For each transponder individual rights of access can be assigned.

# The universal varantec<sup>®</sup> system channel, height adjustable



Since the first presentation on the market in the year 1986 this system component has been continuously further developed and its performance has been considerably improved. This erfi innovation represents today a nearly indispensable component for all communicative and technical fields of work.

The channel can be equipped with the efficient 19 inch insert board programme. Innovative illumination engineering, modules such as fuse protections, sockets, small current supplies, soldering stations, compressed air supplies, various measuring devices etc. can ideally be integrated in this system. The entire system is height adjustable and thus flexibly adaptable to changes.



*The system channel as self-supporting and independent element. Form Follows Function. A formula of success which has been optimally incorporated in this element.*



*In connection with shelves the system channel gains another function. The channel serves the shelf as a stable supporting structure.*



*The system channel can be connected directly as a supplement with the 19 inch device cockpit. Some of the easier instruments can be changed from the device cockpit into the system channel. This creates more personal space in the cockpit.*



*The system channel for corner combinations completes the extensive fields of application of this system component.*



*Some system channels for general functions can be inserted in modular table with several levels. The example shows a system channel on the lower level with short field light sockets and soldering stations and on the upper level a system channel with sockets, isolating transformer, data socket ect.*



*On the back of an adaptable aluminium profile further functions can be attached to the system channel such as accumulator, tool storage, perforated metal sheets, rotary table for small articles, device platform etc. Due to the shelf for the soldering iron the iron floats above the table top. The soldering station is installed in the system channel. This creates personal space on the working place and things are tidied up.*



The erfi lighting engineering sets new standards in function, non-glaring, comfort and design. The light helps decisively to feel well at the working place. With the perfectly new developed system illumination highlight we managed to realise an absolutely non-glaring light for the working place. An innovative active illumination grid creates perfect light. The lamp of different designs will be inserted in the system channel and will smoothly be integrated into the appearance of the working place. One considerable advantages of the highlight illumination technology is the independance of the installation high. Up to 1,40 meters high the active light grid guarantees non-dazzle working.

The lighting technique highlight is deliverable in two designs:

1. Basic design with turn on / off switch
2. Execution with erfi-sensolight, sensor light control

erfi-sensolight means intelligent light management on the working place.

The controlled sensor light exists in three extension levels and can be combined with all general highlight designs.

level 1: erfi-sensolight level 1 the light will be turned on / off without contact.

level 2: erfi-sensolight level 2 a further presence-dependent circuit will be integrated.

level 3: erfi-sensolight level 3 contains additionally a daylight control system erfi-sensolight is a registered design (No: 202 05 736.4) and sets new standards in the working place illumination.

Highlight is available in 16 different general designs. Every general design can be combined with the erfi-sensolight technology.

**With conventional fluorescent lamp ballast**

general execution 1: one short lamp 1 x 36 watts

general execution 2: two short lamps lying side by side of 36 watts each

general execution 3: one short lamp 1 x 55 watts

general execution 4: two short lamps lying side by side of 55 watts each

general execution 5: one long lamp 1 x 36 watts

general execution 6: one long lamp 2 x 36 watts

general execution 7: one long lamp 1 x 58 watts

general execution 8: one long lamp 2 x 58 watts

**With electronic fluorescent lamp balast**

general execution 9: one short lamp 1 x 36 wattss

general execution 10: two short lamps lying side by side of 36 watts each

general execution 11: one short lamp 1 x 55 watts

general execution 12: two short lamps lying side by side of 55 watts each

general execution 13: one long lamp 1 x 36 watts

general execution 14: one long lamp 2 x 36 watts

general execution 15: one long lamp 1 x 58 watts

general execution 16: one long lamp 2 x 58 watts



**highlight of basic design 1:  
short lamp 1 x 36 watts with  
conventional fluorescent lamp ballast**

This design is useful if further components from the insert board program act will be integrated into the system channel. Due to the compact design the lamp is also used for shorter tables.



**highlight of general design 10:  
two short lamps lying side by side of 36 watts  
each with electronic fluorescent lamp ballast**

This execution is suitable for smaller tables to which a certain importance is attached for the complete illumination of the table. In connection with the electronic fluorescent lamp ballast the active light grid provides a balanced and harmonious light.



**highlight of general design 16:  
one long lamp 2 x 58 watts and  
electronic fluorescent lamp ballast**

The long lamp is particularly used for working places of 1600 metres length. The continuous light row across almost the entire table provides a regular illumination for the main working area. When using the highly-efficient 58 watts lamps there is always enough light at the working place for filigree work like soldering work. The electronic fluorescent lamp ballast gives an absolutely flickerless and constant light. The active light grid distributes the light non-dazzling on the working place.

**Note:**

Long lamps of a power of more than 36 watts are only suitable for system channels with 1694 metres width.



# erfi-sensolight® - the new light dimension



## **erfi-sensolight® level 1**

### **contactless turn on / off**

The integrated lamp can be turned on / and off without touching it. Through simple coming closer with the hand to the integrated sensor in the system channel the light will be turned on / and off. The function is so developed that an accidental turning on / and off will be avoided.



## **erfi-sensolight® level 2**

### **contactless turn on / off**

### **and presence-dependent turning off ( control of presence)**

The additional sensor for presence guarantees that a short time after leaving the working place the light will be deactivated. The light turns on automatically when coming closer again to the working place. The control of presence also turns off when the on / off sensor will be deactivated.



## **erfi-sensolight® level 3**

### **contactless turn on / off**

### **presence-dependent turning off (control of presence) and daylight control system with dimmer function**

The daylight control system guarantees a perfect regulation of light at any hour of the night or day.

#### **1. dimmer function**

The desired quantity of light can be programmed with a dimmer.

#### **2. daylight control system**

The power of the lamp will be reduced automatically when the light of the environment increases for example by sunlight. The amount of light will be increased automatically when the light of the environment is low for example by twilight or cloudiness. A regular and comfortable amount of light is guaranteed.

**Savings: Particular with the levels 2 and 3 substantial reductions in the electric consumption are guaranteed.**

erfi-sensolight means a new light dimension (registered design No: 202 05 736 4). Sensolight allows a clear improvement in the ergonomics and the electric consumption. erfi-sensolight is deliverable in 3 different executions.



*The external ON / OFF sensor  
Through the extremely flat  
design the sensor can discretely  
be installed everywhere.*

On request the on / off sensor can be installed below the work top or the shelves, device cockpit when tables have a depth of 1000mm. The on / off sensor will almost invisibly be integrated in the working place. The sensor will be installed in the system channel when the tables have a depth of 850mm.

erfi-sensolight for assembly working places: particularly for working places in the workshop additional lamps can be fitted to a transverse beam. These lamps as well can be equipped with the external on / off sensor of the erfi-sensolight technology.

**Possible combinations of the basic design with erfi sensolight®**

Basic design	Description	Step 1	Step 2	Step 3
<b>„highlight" with conventional fluorescent lamp ballast</b>				
1	short lamp 1 x 36 Watts with conventional fluorescent lamp ballast	■	■	-
2	2 short lamps 2 x 36 Watts with conventional fluorescent lamp ballast	■	■	-
3	short lamp 1 x 55 Watts with conventional fluorescent lamp ballast	■	■	-
4	2 short lamps 2 x 55 Watts with conventional fluorescent lamp ballast	■	■	-
5	long lamp 1 x 36 Watts with conventional fluorescent lamp ballast	■	■	-
6	long lamp 2 x 36 Watts with conventional fluorescent lamp ballast	■	■	-
7	long lamp 1 x 58 Watts with conventional fluorescent lamp ballast	■	■	-
8	long lamp 2 x 58Watts with conventional fluorescent lamp ballast	■	■	-
<b>„highlight" with electronic fluorescent lamp ballast</b>				
9	short lamp 1 x 36 Watts with electronic fluorescent lamp ballast	■	■	■
10	2 short lamps 2 x 36 Watts with electronic fluorescent lamp ballast	■	■	■
11	short lamp 1 x 55 Watts with electronic fluorescent lamp ballast	■	■	■
12	2 short lamps 2 x 55 Watts with electronic fluorescent lamp ballast	■	■	■
13	long lamp 1 x 36 Watts with electronic fluorescent lamp ballast	■	■	■
14	long lamp 2 x 36 Watts with electronic fluorescent lamp ballast	■	■	■
15	long lamp 1 x 58 Watts with electronic fluorescent lamp ballast	■	■	■
16	long lamp 2 x 58Watts with electronic fluorescent lamp ballast	■	■	■

**Note:** The sensolight step 3 can be used only in connection with an electronic fluorescent lamp ballast.



The new shelf programme leaves nothing to be desired. All models are principally available with three different types of edges.

### 1. The basic design:

**Substrate:**

30 mm thick chipboard with fine chip board skin, not conductive,  
Alternatively: Volume-conductive, EGB/ESD design

**Surface:**

directly laminated with laminate, not conductive  
Alternatively: conductive stratified material, agate-grey

**Edges:**

all around with impact-resistant 2 mm thick ABS plastic profile, light gray  
Alternatively: ABS plastic profile, agate gray for EGB/ESD design or decorative multiplex design (plastics)

**Shape of edge:**

straight end

### 2. The basic design with technical aluminium functional profile

Additionally adaptable aluminium functional profile for the installation of modern system components such as holder for battery screw drivers, tool holder etc. The innovative functional profile has a continuous groove in the front and in the underside to which the functional components can be attached.

### 3. The postforming design

**Type of material:**

in accordance with the basic design

**Shape of edge:**

with an ergonomic postforming rounding at the front



**Shelf of straight design with a system channel fitted underneath**

Surface load on a board depth of 360 mm and 500 mm approx. 250 kg. The system channel fitted underneath gives the board a high stability and offers an enormous variety of function simultaneously allowing a maximum of space utilization.



**Shelf of straight design with a steel frame fitted underneath**

Due to the steel frame fitted underneath with nicely shaped brackets, the same surface load is guaranteed as with the boards with a system channel. The board is steplessly adjustable in height without any limits. By simply unscrewing the screws which are well accessible from the front, the board can be easily displaced in the guiding grooves of the varantec profile. Quite frequently the board is also used as second or third element, if within the upper range no system channels are needed.

## The varantec® storage board programme



### **Shelf, 10° inclined**

This shelf board is used frequently in a height starting from 1500 mm. A good accessibility is ensured by the inclination. A stopper edge at the front fitted in series avoids an unintentional dropping of objects. This module is also adjustable in height. The surface load is the same as with the previous models.



### **Shelf, inclinable**

This component guarantees highest flexibility. The board can be inclined steplessly to the front by 15°. This meets special requirements such as individual adaption for different staff members or a flexible material feed. Due to a high-quality integrated clamping technique (clamping lever, option) the inclination can be adjusted comfortably from the front. With the basic design the inclination can be changed by simply loosening a clamping bolt. Conductive execution alternatively.

**Different depths for different requirements**

The straight shelves with system channel or steel frame fitted underneath are available in 2 standard depths of 360 mm and 500 mm. The 500 mm deep shelves with system channel are additionally equipped with a nicely shaped steel frame all around which ensures also a high surface load. Deep devices can thus be adequately placed on.

**Shelf made of steel sheet, inclinable and adjustable in depth**

For particularly rough purposes such as in workshops, inclinable shelves are available which are adjustable in depth and made of steel sheet of conductive design. A stopper edge at the front is integrated in series.

## Excellent combinations – Corner storage shelves



For almost each type of shelf a suitable corner storage board has been designed. Depending on the corner connection an enormous variety of designs has been created. The corner storage board, suitable for the straight shelves of the varantec table. The shape of the corner storage board conforms to the corner connection board, thus creating a uniform design.



Also in combination with inclinable shelves, a corner storage board (straight) can be used. Depending on the design of the corner connection board it can be made across the whole depth. A one-piece system leg at the back ensures the high stability.



# varantec® lift - variable working heights due to professional clamping joints



### System 1 with scale


A solide adaption angle ensures a flush connection in the top part of the varantec system profiles. The scale informs at any time about the actually adjusted working height.

Advantages of the system 1 with scale:

- independent adjustment of height at connected working places.
- scale with altitude reading
- the additional adaptable vertical cable channel system varantec MAX has not to be adjusted seperately but it is always on the right height.
- very easy to adjust because only one adjusting screw have to be removed from the profile leg in the top part.

In the technical jargon a difference is made between height adjustment and height regulation. The height adjustment is done by means of the clamping technique and in many cases is sufficient for the individual adaption of the height of the work top to the staff member. The height regulation is effected by an electric motor driven drive or a crank resp. Particularly in the field of assembly and office work, the height regulation is a frequently required version. Sitting and standing working places are nowadays often used for ergonomic aspects. varantec allows both possibilities.

varantec 4 offers the possibility to equip the system tables with an elegant clamping technique. An integrated height scale indicates at any time the present working height. The system tables varantec 4 of this design are equipped with a mechanical clamping technique in the front. An integrated scale indicates the presently adjusted working height. This is so designed that even in the case of linked working places each work top is individually adaptable in height. The work top of basic design is adjustable from 680 mm to 780 mm. On request larges ranges of adjustment are deliverable. With these tables we recommend to do without suspended drawer units because due to the system the same must be raised as well when making an adjustment.



exterior protective cover

### System 2 with extended adjusting screw and exterior cover

As an alternative the varantec 4 system will be delivered with a second height adjustment technology. In this case the height adjustment from 680 to 780 mm will be executed with an extended adjusting screw at the lower end of the varantec leg profile. An exterior cover adjustable in slots protects the extended adjusting screw.

Advantages:

- the distance between working board and device cockpit is always the same.
- front table legs with standard fittings which can be shifted backward for an improved leg space



# varantec® height-adjustable with electric drive or hand crank

Our body needs change. Every permanent, one-sided burden can cause bad health problems and each change improves immediately the well-being. That is the reason why the legislative body stipulates a regular interruption of the one-sided activity with workstations.

Sitting for hours and the strong concentration on the screen and the keyboard do not allow any physical movement. The brain and the hands have to raise a maximum performance and the rest of the body sits and sits. Also the best and dynamic office chair does not help you further. The consequence is that the circulation of the body gets weaker and weaker and you feel weary, tired and exhausted.

To break this vicious circle means to stand up, to move yourself and to breath deeply. The ergonomics expert agree with each other that height-adjustable systems for tables prevents danger of constant sitting, improves the well-being and supports the concentration because no perfect working posture exists. In order to remain healthy we need change, alteration and movement as much as possible.

A study showed that employee who worked three months on a working place with integrated height adjustment almost 70% indicated that their well-being has improved during this time and that existing physical problems have been reduced. And nearly all person involved namely 92% indicated that the burden change between standing and sitting is favourable.

A height adjustment can only practically be used when a quick change of the working height is guaranteed. A speed of 30mm/s with electric drive ensures a quick change between sitting- or standing working place. Within a few seconds different working positions can be taken.



Also high desks, adaptable on the table, support the movement on the working place

## Technical data for electric drive:

Stroke:	280 mm from 720 mm to 1000 mm 380 mm from 720 mm to 1100 mm (alternative) 480 mm from 720 mm to 1200 mm (alternative)
max. table load:	220 kg approx. 350 kg (alternative)
Lifting speed:	approx. 30 mm/s with table load 220 kg (*) approx. 15 mm/s with table load 350 kg (*)
Mains connection:	230 V / 110 V AC
Power:	approx. 230 W
EMV:	low electromagnetic radiation particularly suitable for workstations or working places for the electronic and electrotechnology
Securing against overload:	With thermo protection and overload protection
Cable remote control:	The remote control will be fitted underneath the table. The control element is executed as a drawer and can be pushed elegantly underneath the table.
Duty cycle:	The drive is not designed for continuous operation. When using the maximum lifting load after 1 min. operating time the drive needs a break of approx. 20 min. The drive is secured against overload by a temperature relay.





**The system – the technology:**

The guiding cylinders are totally invisibly installed in the system profile legs on basic – and modular tables. During the lifting the cylinders extend below out of the system profile legs and increase the working place to the requested height.

Elegant exterior covers protect the cylinders and they are adjustable to the system profile leg. During the height adjustment the system profile leg is within the collar.

**Technical data for the crank drive**

- Stroke: 300 mm from 720 mm to 1020 mm  
400 mm from 720 mm to 1120 mm (alternative)  
500 mm from 720 mm to 1220 mm (alternative)
- max. table load: approx. 220 kg  
approx. 350 kg (alternative)
- Lifting speed: approx. 5 mm per cranks moving (\*)
- Drive: hand crank, flip over. The hand crank disappears completely under the working place.
- Crank radius: 125 mm

(\*) The lifting speed can slightly vary.



# System components for the electronic and electric technology





As forerunner of the market „working place systems for electric technology and electronic" erfi was the first company which, in 1965, realised succesfully the idea of integration of 19 inch partial- and complete plug-in units in appropriate table arrangements.

The furniture system varantec offers for the experts of electro technology and electronic an enormous range of standard system components and underlines herewith the leading quality market position for the area research, development, manufacture, test hall, service and education. The great variety of designs for this area leaves nothing to be desired. For almost any application the perfect solution can be found with the standard system components. A building-block system with enormous possibilites provides for the correct 19 inch equipment.

The system components for the electro technology and electronics are subdivided as follows:

1. Energy attachments and energy cockpits to take up the efficient insert board program acto.
2. 19 inch attachments and cockpits to take up the 19 inch professional device systems highlab and basic.
3. 19 inch combi attachments and combi cockpits to take up the 19 inch professional device systems highlab and basic as well as the insert board program acto.
4. DIN A4-attachments and DIN A4-cockpits to take up the DIN A4 files.
5. Corner attachments and corner cockpits suitable for each table attachment and cockpit.
6. Variety of design for the different attachments and cockpits to take up the standard of the 19 inch erfi plug-in technology.

## Energy attachments and energy cockpits, compact and modular



### **Energy attachment 100 mm deep for installation of the insert board programme act**

Width according to the length of the table. Depth 100 mm. Height 153 mm. Material floor plate, direct coating. Front straight or inclined for 10° as desired. The energy attachments and energy cockpits are the most economic solution for the basic equipment of an electronic working place. In the front they have all a 19 inch rail to take up the 19 inch insert board program act. With this attachment- and cockpit technology a lot of measurements can be realised.



### **Energy attachment 320 mm deep, for installation of the insert board programme act**

Width according to the length of the table. Depth 320 mm. Height 153 mm. Material floor plate, direct coating. Front straight or inclined for 10° as desired. Particularly suitable when deeper device modules like adjustable transformers with more power have to be integrated.

**Energy cockpit 100 mm deep, for installation of the insert board programme act**

Width according to the length of the table. Depth 100 mm. Height 153 mm. Material floor plate, direct coating. Provided for adaptation between the rear aluminium profile legs of the table.

**Energy cockpit 320 mm deep, for installation of the insert board programme act**

Width according to the length of the table. Depth 320 mm. Height 153 mm. Material floor plate, direct coating. Provided for adaptation between the rear aluminium profile legs of the table. Particularly suitable when deeper device modules like adjustable transformers with more power have to be integrated.

# Absolutely flexible the 19 inch device attachments

The 19 inch device attachments are subdivided in 6 groups. The groups 1-5 (19 inch attachments) are suitable for installing the 19 inch device family basic and highlab.

Group 6 (combi attachments) is for installation in the higher area the 19 inch device family basic and highlab and in the lower area the insert board programme actio. A good accessibility is guaranteed due to the removable back wall.

Group 1: 19 inch device attachments with 3 height indication

Group 2: 19 inch device attachments with 6 height indication

Group 3: 19 inch device attachments with 7 height indication

Group 4: 19 inch device attachments with 9 height indication

Group 5: 19 inch segmental attachments

Group 6: 19 inch combined attachments

Group 7: DIN A4-attachments

Group 8: Corner attachments



## Group 1: 19 inch device attachments with 3 height indications and straight front

A special feature of the 19 inch/3HE device attachment is the depth of 360 mm so that the other makes of the original 19 inch technology can be integrated. Width according to the length of the table, depth 360 mm, height 183 mm.



## Group 1: 19 inch device attachment with 3 height indications and the front is inclined by 10°

Each attachment is deliverable as an alternative of the ergonomic version with 10° inclined front. Through a well thought-out ventilation system the air circulation is guaranteed. Width according to the length of the table, depth 360 mm, height 227 mm.





**Group 2: 19 inch device attachment with 6 height indications**

The 19 inch/6HE attachments guarantees the standard installation of powerful device with great volume. Width according to the length of the table, depth 360 mm, height 316 mm with straight front.

**19 inch/6HE design with front inclined by 10°**

Other designs see at the left. Width according to the length of the table, depth 360 mm, height 360 mm.



**Group 3: 19 inch device attachment with 7 height indications**

These attachments allow the combination of 19 inch/4HE devices (e.g. industrial computers) with 19 inch/3HE devices possible. The 7HE attachments have a depth of generally 500 mm. Width according to the length of the table, height 360 mm with straight front.



**Groupe 4: 19 inch device attachment with 9 height indications**

This attachment was developed for the use of a very extensive device equipment. The attachment is so designed that the central partition walls stabilize the whole structure. By the 19 inch supports the 19 inch subracks can be ideally inserted in which the 19 inch partial plug-in units are integrated. The 19 inch complete plug-in units can, of course, be integrated. The remaining width can be filled up with 6HE adapters. Width according to the width of the table. Depth 360 mm, height 1: 499 mm with straight front, height 2: 493 mm with front by 10°.



**Groupe 6: The combined attachments**

This attachment combines the 19 inch device programmes highlab and basic with the insert board programme acto. The combined attachments are available optionally for the 3HE or 6HE-19 inch device attachments with straight front. Width according to the width of the table. Depth 360 mm. Height 1: 316 mm (3HE) or 448 mm (6HE) with straight front.

*The insert board system acto can be installed in the lower part of the combined attachment. The 19 inch device systems basic and highlab can be integrated in the upper part.*



*Segmental attachment with the width of 500 mm, with 19 inch/6HE device equipment. On the right side of the segmental attachment there is enough space for boards and a monitor platform.*

**Group 5: 19 inch segmental attachments**

With the segmental attachment a less expensive configuration of free-standing working places is possible. For the device equipment the whole width of the table is often not needed. The segmental attachments are available in widths of 500 mm, 600 mm, 800 mm and 1000 mm.

The attachment of a width of 500 mm can take up 19 inch partial plug-in units. All the others attachments can be equipped with partial or complete plug-in units. Due to this variation the working places can be intelligently divided and can be changed very easily for later use. Parts of the working place are useable across the full depth due to separate attachments.

The attachments are available for 3HE- and 6HE devices. They are also available as open boards.

Depth: 360 mm

Height 1: 183 mm (3HE) or 316 mm (6HE)  
with straight front

Height 2: 227 mm (3HE) or 360 mm (6HE)  
with front inclined by 10°



*Two segmental attachments with the width of 500 mm, with 19 inch/6HE device equipment. On the right side of the segmental attachments there is a monitor platform with integrated garage for the keyboard.*



*Combination of two segmental attachments with the width of 1000 mm and 600 mm. The segmental attachment on the left side of a width of 1000 mm, with 19 inch/6HE device equipment, segmental attachment on the right side of a width of 600 mm, with open shelf.*

## Consistently flexibel, the DIN A4 attachments



### Group 7: Die DIN A4 attachments

The DIN A4 attachments as open shelves are ideally suited for keeping DIN A4 files. Width according to the length of the table, depth 360 mm, height 370 mm.



As an alternative the DIN A4 attachments are deliverable with the practical roll front. The roll front is available in 2 colours: light-grey which matches with the light-grey design of the system varantec or alternatively silver-grey (RAL 9006) which matches with the maple wood or beech wood design.



As further variant the DIN A4 attachments are also available with sliding doors.



**Group 8: The corner attachments**

The corner attachments are principally deliverable for all the 19 inch and DIN A4 attachments.

The 3HE corner attachment conforms to the attachments of group 1 with 19 inch/ 3HE device equipment. On request the corner attachment can also be designed with open shelves.



The 6HE corner attachment conforms to the attachments of group 2 with 19 inch/ 6HE device equipment. On request the corner attachment can also be designed with open shelves.



The DIN A4 corner attachment conforms to the DIN A4 attachments, such as the open shelves.

Consistently universal, the 19 inch device cockpit family for electronics and electrocal engineering



Today a professional organisation of the work is a prerequisite everywhere. Varantec offers an enormous variation with the completely newly developed cockpit modules. The free-floating device cockpit was already presented by erfi as forerunner of the electronic industry in 1987 and was introduced on the market. The consistent further development of this ergonomic system components is noted for three characteristics: overall height, design of the front of the devices and depth:

### **1. Overall height (1HE=44,45 mm)**

overall height 1: device cockpits with 19 inch/ 3HE attachments  
 overall height 2: device cockpits with 19 inch/ 6HE attachments  
 overall height 3: device cockpits with 19 inch/ 7HE attachments  
 overall height 4: device cockpits with 19 inch/ 9HE attachments  
 overall height 5: 19 inch combined cockpit  
 overall height 6: DIN A4 cockpit

#### **Note:**

The corner cockpits will be adjusted in each case to the overall height, front and depth of the subsequent cockpits.

### **2. Front of the devices**

- a. front of the devices 1: straight
- b. front of the devices 2: inclined by 10°
- c. front of the devices 3: the whole device cockpit can be inclined by 15°

### **3. Depth**

- a. depth 1: 360 mm for standard 19 inch plug-in units
- b. depth 2: 500 mm for the integration of particularly deep 19 inch plug-in units

These characteristics allows a standard solution for each field of application. Like the remaining system components the 19 inch device cockpit is also available as well as for the tables in the version link (combination tables with projecting legs) and in the version classic (with shifted in legs) in all design variants.

## Consistently flexible, the 19 inch device cockpit family, overall height 1: 19 inch/3HE



The 19 inch/3HE device cockpit with straight front and nicely designed integrated system channel is the basis. As an alternative to the integrated system channel, a device cockpit with integrated steel frame is available. The example shows a device cockpit which is installed on a table of the range link. With a combination of four, four device cockpits can be adapted to an aluminium system profile leg.



The ergonomic 19 inch/3HE device cockpit with inclined front is also deliverable with an integrated system channel and alternatively with an integrated steel frame. The example shows a device cockpit which is installed on a table of the range link. Up to four device cockpits can be adapted to a varantec profile leg.



The 19 inch/3HE device cockpit with front inclined by 10° adapted to a table of the range classic. The special feature of this variant is the installation flush with the wall also in the third level.



# The 19 inch device cockpit family overall height 2:19 inch/6HE

varantec®



The 19 inch/6HE device cockpit with straight front and a nicely designed integrated system channel for tables of the range link. The 6HE device cockpit is particularly developed for the installation of devices with more power.



The 19 inch/6HE device cockpit with front inclined by 10° adapted to a table of the range link.



The 19 inch/6HE device cockpit with front inclined by 10° adapted to a table of the range classic.

## The 19 inch device cockpit family, overall height 3: 19inch/7HE



The 19 inch/7HE device cockpit with a standard depth of 500 mm make it possible to install the deep 19 inch plug-in units. An additional, sturdy welded steel frame ensures highest stability. The system channel can also elegantly be integrated in this version. The 7HE device cockpits allow in particular the installation of 19 inch/4HE industry computers. There is enough space to integrate below or above the industry computers 19 inch/3HE completely or partial plug-in units.



The 19 inch/7HE device cockpit with front inclined by 10° adapted to a table of the range link.

Overall height 4: 19 inch/9HE

varantec®

Overall height 5: 19 inch combined cockpits



The 19 inch/9HE device cockpit with straight front adapted to a table of the range link. This cockpit has enough space and reserve for almost all fields of application. Depths of 360 mm and 500 mm allow every application. The 19 inch variant of equipment correspond to the 19 inch/9HE device attachments.



The 19 inch/9HE device cockpit with front inclined adapted to a table of the range link.



The 19 inch combined device cockpit with straight front adapted to a table of the range link. In the lower area of the combined cockpit the insert board programme act is installed. In the higher area of the attachment the 19 inch device systems basic and highlab are integrateable. An ideal combination possibility of insert board technology and 19 inch technology in the third dimension.

## The inclinable 19 inch device cockpits



The example shows an inclinable 19 inch 3HE device cockpit adapted to a table of the equipment line link of perfect ergonomic design allowing at the same time highest flexibility to with respect to linkage. Whether sitting or standing: The angle of vision to the front of the devices can be adapted to the relevant working situations. The device cockpit with the tables of the series varantec 4 link (combinable equipment line) can be elegantly and steplessly inclined by an integrated crank up to  $-15^{\circ}$ . A stopper at the edge which as a standard is integrated in the top board allows an improved function. This inclinable device cockpit closes exactly with the surface of the work top. Thus several cockpits in a row can be added almost jointless. The device cockpits are always so designed that two opposite working places do not hinder one another.



With the table system varantec C and the table system varantec 4 (leg profiles shifted inward at all sides) the inclination of the cockpit is simply and quickly adjusted by means of a clamping lever. These device cockpits are mounted between the two profile legs of the system and this allows to incline them upward and downward by  $15^{\circ}$  each. Particularly when working in a standing position, the swivelling upward movement of the cockpit is useful.

# The corner cockpits in 19 inch-technique and DIN A4 format

varantec®



The modern and practical corner cockpits have been designed according to the 19 inch angular attachments. The corner cockpits are deliverable either with an integrated system channel or with a steel frame. As a rule the height of the corner cockpits depends on the version to be attached. The following sizes are available: Overall height of 3HE straight and inclined, overall height of 6HE straight and inclined, overall height of 7HE straight and inclined, overall height of 9HE straight and inclined, overall height of combined device cockpits as well as the overall height of DIN A4.

# 19 inch rack technique: equipment variants

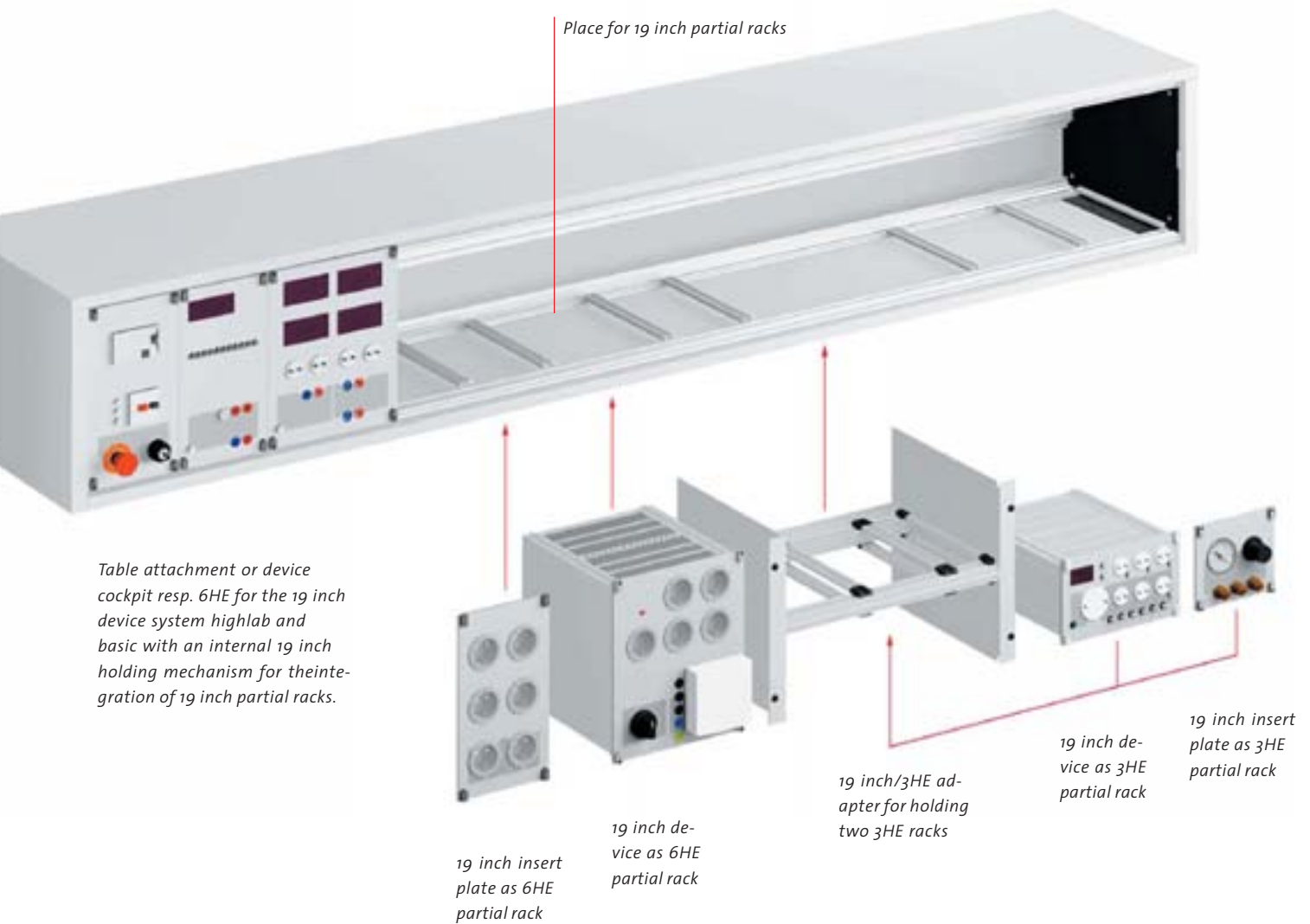


Table attachment or device cockpit resp. 6HE for the 19 inch device system highlab and basic with an internal 19 inch holding mechanism for the integration of 19 inch partial racks.

## The 19 inch device systems highlab and basic

### Modular design of the complete system

Devices of the most different functions and for the most different fields of application of the standardized 19 inch system allows an individual configuration of the devices. The complexity, volume, performance data and type of the device are specified by the user. A great variety of various modules are available here. The fields of application are varied just the same: Research, development, manufacturing, test shop, maintenance, service and training.

## 19 inch module dimension

The classification of the rack technique is based on 19 inch full racks, partial racks, sub-racks and adapters of 6HE and 3HE partial racks. Depending on the space required for the function of the device concerned, full racks and partial racks are offered as 3HE or 6HE rack. However, different modules of the same function are also deliverable as 6HE as well as 3HE rack (see device concerned). Full racks conform to DIN 41494 page 1 and are designed as either 3HE or 6HE devices. Partial racks conform to DIN 41494 volume 5. The standardized width of 14 partial racks allows an optimal combination within the sub-rack.


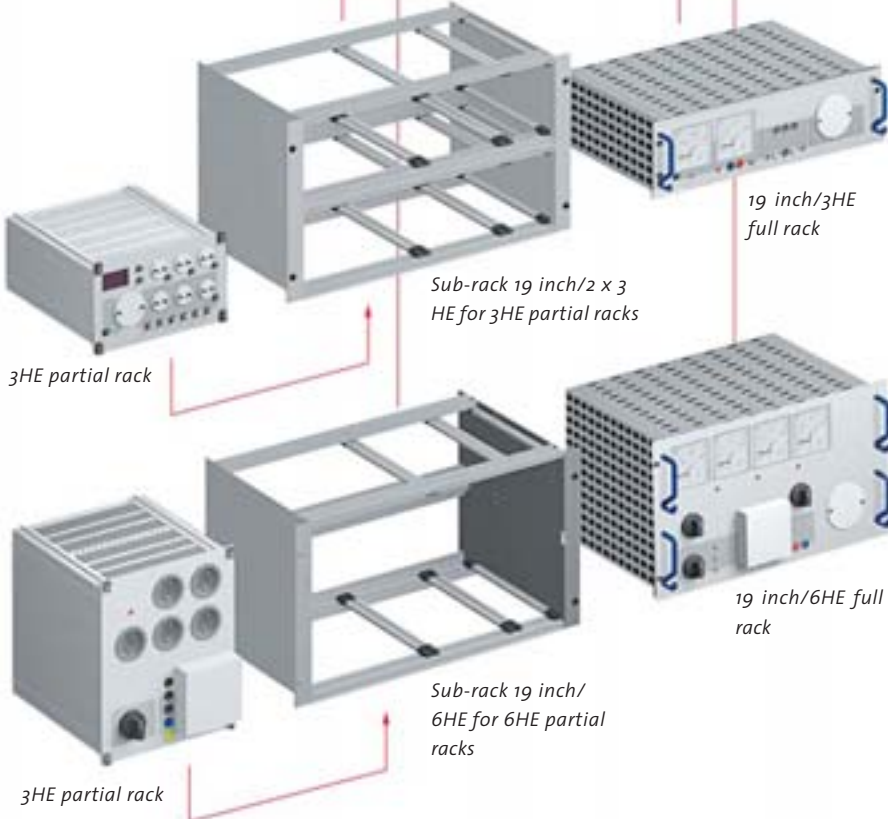


Table attachment and device cockpit  
6HE resp. for the 19 inch device systems  
highlab and basic with an internal 19 inch  
holding mechanism for the integration of  
19 inch partial racks at the left and two  
19 inch full racks on the right.



**Widths of the devices: 14, 28, 42, 56, 70, 84 TE as well as 19 inch.**

**Height of the device: 3HE and 6HE**

**Definition 19 inch, HE and TE**

19 inch: This is the width of a full rack of the theoretical dimension of 482.6 mm.

HE: A height unit is defined with 44.45 mm. Thus the theoretical dimension of 3HE = 133.35 mm and of 6HE = to 266.5 mm

TE: A sub-unit = 2/10 inch = 5,08 mm. 14 TE thus conform to theoretical 71.12 mm.

# 19 inch rack-technique



*Equipment variant for 19 inch partial racks*



*Equipment variant for 19 inch full racks*

## **Cassette design**

Racks and empty cassettes are supplied in the standard version without shieldings. On request, cassettes for the protection against accidental contact can be provided with allround metal shieldings. The upper and lower shieldings are equipped with airing perforations.

## **Equipment variants**

Depending on the work required, different designs are available: The equipment is divided in three groups which in turn can be combined:

1. Attachments for 19 inch partial racks
2. Attachments for 19 inch full racks
3. Open shelves

Combinations of full racks with partial racks as well as with open shelves can be realised.

The completion of the device system by the insert board programme actio is possible at any time.

## **Module flexibility**

For the combination of full and partial racks as well as of partial racks with different height units, the 19 inch system offers ideal conditions:

- 19 inch sub-racks for integrating partial racks in 19 inch holders of attachments and cockpits etc.
- 3HE adapter for integrating 3HE partial racks in holders for 6HE partial





*Equipment variant: at the left for  
19 inch partial racks and at the right  
for 2 x 19 inch full racks*

### **System wiring**

The necessary distributor is provided for a standard equipment and can be extended, if necessary. Partial racks are supplied via standardized rack connectors conforming to DIN 41612 design H 15. For full racks and insert boards there is a flexible connection system available which allows also the easy integration of special devices.

The open shelves of the 19 inch height units 3HE, 6HE, 7HE and 9HE




The open shelves keep things tidy and keep the table tops free. Due to adapting the height to the 19 inch technology, linear table combinations of pleasant appearance can thus be realised.



The open shelves can also ideally be combined with the 19 inch device mechanism. An extraordinary variety fulfilling all functions is thus guaranteed.

For example, the device cockpits can simultaneously contain all 3 extension levels: At the left there is the 19 inch device mechanism for partial racks of the overall height 6HE (endless variant).

Attached hereto, a 19 inch device mechanism for full racks of the overall height 6HE is integrated. At the right there is an open shelf.



The DIN A4-Cockpits have a clear height of 330 mm and are, therefore, ideally suited for holding A4 files. Between a 19 inch/6HE device cockpit and a DIN A4 cockpit there is a difference in height of 54 mm. With linear table combinations the 19 inch device cockpit and the DIN A4 cockpit are flush at the top. In the DIN A4 cockpit as open shelf horizontal boards can be integrated. These boards are adjustable in height due to a row of holes in the side walls.



As a further variant the DIN A4 cockpits can be equipped with a double sliding door.



The DIN A4 cockpits are alternatively available with roller shutters. The front of the roller shutters is available in 2 patterns: light gray matching with the light gray colour of the system varantec or alternatively silver gray (RAL 9006) for the maple or beech designs.

# The system components for training





That the education of our youth is the best investment in the future and consequently also our future - there is no disagreement about it. However, the question remains why we make great efforts in order to create training places, whereas the quality of the „tools“ which we give our youth for training very often leaves much to be desired. The quality standard of the industrial regulations are of no value. This is incomprehensible if we are serious about the „investment in the future“. Future security means also that the training is based on the same standards as the same are binding for the industry.

erfi as a leading manufacturer for the fields of electrical engineering, electronics and mechatronics has defined a new didactic standard programme for training. Comprehensive system components for training and further education meet practically almost all requirements.

Colleges for further education, training centres of all kinds, chamber of handicrafts, academies, vocational training schools, professional schools and universities are also equipped with the modern system components from erfi just the same as training centres in big companies.

## The octagon attachment of 19 inch/3HE technique



The furniture system varantec is ideally suitable for training in the field of electrical engineering, electronics, mechatronics, IT, mechanics etc.

The octagon attachment of 19 inch technique for training in groups and for team work resp. is so designed that each trainee can use the device configuration which was meant for him. The necessary safety and switching unit can be integrated in the corner segments. Due to the arrangement as an island 4 work tops are adapted to a central table leg. The entire medium guidance can be introduced centrally from the bottom and is invisible. On request, the medium supply can be made centrally from the ceiling by means of a varantec leg profile which is extended to the top. The cutout in the top board provided here, serves for installing this profile. In case of the medium supply from the bottom, the leg profile can end above the top board of the structure. Therefore, adaptations for monitor swivel arms etc. can be easily retrofitted.



*varantec 4 as working place for groups with an octagon attachment of 19 inch/3HE technique.*

# The pentagon attachment of 19 inch/3HE technique

This attachment offers sufficient space for the standard device configuration of a training place. Due to the modular design also individual tables can be set up in a workshop. The pentagon attachment has also been planned for wall mounted working places. These attachments offer for the individual working place the advantages of the octagon attachment. The entire depth of the table can be used by approx. 2/3 of the width of the table inspite of the integration of devices.



*The pentagon design allows the modular installation of complete working islands. Due to this system small investments can be started and in the final phase of extension, large island working places are obtained.*



*On request the attachment can be equipped with holders for DIN A4 experiment frames. The latter are integrated in high-quality plastic bushings which are embeded in the work top and cover board.*

*Also team working places (back to back) are simply realised with the pentagon attachment.*



## The universal mechatronics standard working place



19 inch/3HE device attachment with the suitable device configuration and a double-row DIN A4 experiment frame. The mechatronics standard working place offers sufficient space for a monitor inclusive keyboard garage. The computer is elegantly accommodated in a PC bottom cabinet. A suspended drawer unit serves for keeping tool kits and different materials. Safety and switching units, alternating voltage, digital multimeters, function generators as well as pneumatic units represent the exemplary equipment of the working place.

### **The pedestal type suspended container for double use**

The pedestal type suspended drawer unit for a working place for two trainees can be fitted either in the centre or at the right or left underneath the working place. Thus, the suspended drawer unit can be used by two trainees. Two independent locks ensure the assignment of the drawers. In addition an intermediate board is integrated in the block and this avoids access to the drawers of the other trainee. The recommended minimum width of the table with this solution is 1800 mm.







Practical and theoretical training is ideally united at one working place. Vertically arranged 19 inch racks combined with DIN A4 experiment frames. The DIN A4 experiment frames can optionally be equipped with DIN A4 didactic experiment plates and perforated sheet metal walls. The laterally adapted additional table ensures a free view during theoretical training.

### Depth adjustable suspended drawer unit

The newly developed depth adjustable suspended drawer units can be shifted backward by means of a high-quality roller bearing guidance. This gives sufficient leg space in the front for an additional person. The suspended drawer unit can optionally be installed in our works either at the left, the right or in the centre. Several locks can be integrated. Also in this case a partitioning board ensures a safe separation of the different drawers. Recommended depth of the table for depth adjustable suspended drawer units: 1000 mm



# Multi-functional classrooms due to innovative varantec<sup>®</sup> foldaway tables. GS-certified (tested security) of the German employer's liability insurance association Cologne



A professional driving unit allows changing table functions. The attachments on the table of the most different types can be folded down and retracted again at the working place by the teacher's partitioning or by individual keys. A cut-out bar guarantees optimal safety. When operating the safety cut-out bar, an immediate thrust reversal is released. In addition a current control is integrated. In case of overload of the upward movement the drive switches off automatically. A multiple safety device per functional element ensures 100% safety. The entire system is certified by the German employer's liability insurance association and bears the GS label.

The foldaway tables are deliverable in 3 different designs:

1. Foldaway tables with 19 inch/3HE attachment
2. Foldaway tables with 19 inch/6HE attachment
3. Foldaway tables with combined attachments of great variety

### **Foldaway table for the training of mechatronics and electronics engineers with combined attachments**

With a foldaway attachment the 19 inch/3HE devices as well as a frame for DIN A4 experiment plates are integrated at the left. At the right a complete PC inclusive 17 inch monitor can be installed. An integrated holder for the keyboard above the monitor serves for keeping the necessary order. In addition an experiment frame can be inserted in the top board of the foldaway attachment.

When the foldaway table is retracted, it is multi-functionally usable. All functional elements are protected against unauthorized access. Thus the classroom can also be used for other training groups. The experiment frame can be removed at any time or can be inserted in the table top.





**varantec foldaway table  
with 19 inch/6HE attachments**

For installation of large volume and powerful devices the 19 inch/ 6HE foldaway tables can be used. Extensive and high-quality equipment can be retracted elegantly and safely.



Due to the professional partitioning all tables can be centrally controlled in a room. The partitioning is as a rule installed in the teacher's table in a 19 inch bottom cabinet. On request this 19 inch bottom cabinet can be equipped with a lockable door. Example of a partitioning, equipment from top to bottom:

**Control module**

Insert board 19 inch/3HE

An up/down key per trainee's working place, for groups of tables and all tables simultaneously, as well as a key-operated switch for the electronic locking of all monitor boxes on the trainees tables (see following page).

**Central locking module**

Insert board 19 inch/4HE with key-operated switch for the central release of the room, room emergency stop key, motor protection switch up to 40A, FI safety switch 40 A (option), line protection for room emergency stop ring circuit, 2 shockproof sockets with safety cutout (option).

**Individual network release module**

Insert board 19 inch/6HE for the release of the network for each individual trainee working place by means of a motor protection switch alternatively by means of a line safety switch (cutoff characteristic depending on requirements), three-phase current socket (option).

# The innovative varantec® foldaway tables



Foldaway tables with 19 inch/6HE attachment being extended inclusive professional PC integration. A lockable PC bottom cabinet and a monitor box with keyboard garage ensure the safety. In the monitor box a flap is integrated which is controllable by the teacher's partitioning. Only after the release at the teacher's table the flap can be opened.



Foldaway tables being retracted. The view to the front is free for theoretical or EDC training.



Electronic laboratory with electro-motorised foldaway table attachments for the optimal use of the room. 19 inch/3HE device attachments being extended.



Half of the attachments are retracted. Each individual table attachment can be retracted individually from the teacher's table.



Foldaway tables with combined attachments. Equipped with the insert board programme act in the lower area at the left, above it there are holders for PLC controls, at the right with a keyboard garage and a section for the monitor. This unit can be retracted completely. Above it there is a 19 inch/6HE device attachment. When being extended, it serves for the training of mechatronics engineers.



When being retracted, trials are carried out in the field of fundamental research work for communication electronics engineers and related professions.

# Multi-functional classrooms due to tables with integrated swivel attachments



**The energy swivel attachment**  
*The working places are frequently equipped with small power supplies and different types of measuring technique. Small energy attachments are sufficient in this case. A special feature of the energy swivel attachment is the low overall depth and it has been designed for using the insert board programme act.*



*When retracted the devices disappear completely in the work top.*

**The 19 inch/3HE swivel attachment**  
*This attachment has been designed for integrating 19 inch full racks and partial racks in a swivel attachment. All current 3HE devices of the series basic and highlab are, therefore, useable also with the swivel attachment technique.*



The swivel attachments are available of manual or motorised design as well as in two different models:

1. varantec basic tables with energy swivel attachment for the insert board programme act.
2. Basic tables with 19 inch/3HE swivel attachment for 19 inch/partial and full racks of the equipment programme highlab and basic

### Manual design

With the manual design the attachment can be folded upward by a spring and can be closed again by pressing it downward. A central release at the teacher's place unlocks the swivel attachments.

### Motorised design with security function

A microprocessor controlled drive swings the attachment into position without jerks and noise. The double sealing lip at the front of the attachment and the security function guarantee a high safety. The security function monitors the continuous current consumption. In case of excess current the upward movement is immediately stopped and with the downward movement the thrust is reversed. Due to integrated interfaces the swivel attachments can be controlled individually and can be interlinked.

### The displaceable experiment frame

The displaceable frame can be elegantly and simply shifted in the desired position. After use it is put back again. High-quality ball bearing guides avoid a jamming even with very wide tables. On request, the frame with its guide can be removed to the front. The design has been chosen so that the laterally adapted guiding unit rests on the front leg profiles. A multiple linkage of the tables remains inspite of this function because the displacement mechanism is integrated in the table top. The experiment frame can be fixed in any position by means of knurled screws.



The system components for training

# The didactic experiment trolley of the series varantec® mobile alto and compact

For the didactic field of application special models of the furniture series varantec mobile have been developed. These models have the same material and design characteristics as the series itself. System components particularly designed for the didactic field of application ensure highest functionality.

Mobile units for experiments are becoming increasingly important in training centres. varantec mobile are available in two different series alto and compact. With the design alto the solid varantec leg profiles are used. With the design compact the completely newly developed universal leg profiles are used. (See chapter varantec mobile)



### **varantecmobil of the series alto**

*This example shows two didactic mobile units with experiment frame and drawer unit with drawers fitted underneath. The mobile units at the right is additionally equipped with a 19 inch rack attachment for 19 inch partial racks.*

### **varantecmobil of the series compact**

*The series compact stands out by its filigree design. A completely newly developed profile guarantees a low own weight and consequently a high mobility. This allows particularly quick changes in position.*



### **Didacticmobil of the series varantecmobil alto used in a motorcar training centre:**

*Equipped with a cabinet with drawers and double wing doors as well as with three-row DIN A4 experiment frame. In addition the experiment frame adapted at the left-hand side can be swivelled.*



*Comprehensive didactic models require sufficient space. Up to 3 rows of DIN A4 experiment frames ensure the professional performance of the tests. The mobile units can be interlinked and thus form a solid unit.*



*This example shows a mobile unit of the series compact. The lower part is equipped with a cabinet with double wing doors with slot mats. The DIN A4 experiment modules can be safely stored in the carriage. An energy attachment equipped with the insert board programme act ensures the right current supply of the test attachments. The lateral aluminium leg profiles above the attachment serve as holders for the DIN A4 experiment frames. Due to the slim shape of the aluminium profiles the mobile unit is very compact.*

# Consistent order due to laboratory cabinets with slot mats and trays



The erfi cabinet unit system also for training centres leaves nothing to be desired. The two types of cabinets namely with slot mats and trays increase the already comprehensive cabinet programme and are deliverable with the series varantec select and varantec pro.

### **varantec pro**

The basic programme for highest quality requirements in the field of training, engineering, laboratory and office (see cabinet systems for laboratory and office)

### **varantec select – aluminium cabinet systems**

This cabinet programme represents the modern aluminium cabinet line for highest demands regarding functionality and aesthetic. A slim aluminium profile increases the functionality and impresses by its high-quality appearance.

(See cabinet systems for laboratory and office)

### **Slot mat cabinets**

This type of cabinet allows the space-saving and safe storage of DIN A4 experiment boards. The slot mats are firmly bonded with the shelf. A central partitioning wall ensures the high stability. On request, slot mat cabinets are also deliverable with glass doors. Due to the same dimensions of the cabinet system, the slot mat cabinets can be integrated in comprehensive wall-mounted cabinets without problem.



### **Tray cabinets**

The experiment boxes of the didactic programme can be accommodated in the tray cabinets. Complete test kits are safely and well arranged according to their function. The tray cabinets are available in different heights. They are so designed that 2 tray shelves are inserted one behind the other.

Dimensions of the system:

Width : 800 mm

Depth : 740 mm

Height : 780 mm up to 2000 mm



*Tray cabinet as floor-mounted drawer unit of a height of 780 mm*

# Installation cabins and installation walls

## The aluminium installation cabins

Professional installation cabins suitable for the furniture system varantec guarantee a highly professional appearance of the training laboratory. A modern installation technique requires also a modern and freely configurable installation cabin. With the new varantec aluminium cabin system many functions can be ideally integrated in the cabin. A completely newly developed aluminium profile with 6 function slots allows a perfect work. On the horizontal and vertical aluminium supports the energy channels, wooden walls and perforated sheet metal elements can be precisely fitted. Additional system components such as deposit trays for tools, adaptable lamps and shelves can easily be adapted to and displaced at the aluminium profiles later on. On request, complete doors can be fitted to the outside to allow independent and uninterrupted working particularly under examination conditions.

The integration of the universal erfi system channels inclusive the unique light technology highlight and erfi-sensolight round off the picture of a perfectly equipped installation cabin.

The cabin is mounted on solid circular plates and can easily be interlinked.


The cabins are deliverable of the following dimensions:

- System width: 1270 mm, 1670 mm, 1870 mm, 2070 mm
- System depth: 1000 mm, 1200 mm, 1400 mm, 1600 mm and 1800 mm
- System height: 1600 mm, 1800 mm, 2000 mm

Extensive installation and training cabins as per customer specification can also be realised. Training walls which are configurable at the back by the teacher guarantee success in learning. Radio-operated electric roller shutters protect the high-quality training island against unintentional access.







#### **Installation walls with perforated sheet-metal plates:**

Due to an additional erfi aluminium profile the installation walls are systematically and easily mounted. The profile is so designed that the erfi perforated sheet-metal plates can be directly suspended in the aluminium profile. The latter can be fitted to the wall by dowels.

The perforated sheet-metal plates are also suitable for suspension in the DIN A4 experiment frames. In addition DIN A4 experiment frames can be installed.



#### **Installation walls made of blockboards**

Suitable for the system complete installation walls combined with blockboards can be installed. Energy channels underneath the installation walls ensure the necessary electric power supply.

# System components for assembly centres





From the very beginning the varantec system has been so developed that all sections of the company can be equipped with this modular system. In particular varantec has been designed for assembly and manufacturing. The solid and vibration-free design of the systems varantec 4 and varantec C, the great variety of boards as well as the linkage are characteristic features for the ideal use in assembly halls and manufacturing plants. Many system components were particularly developed for assembly halls. Due to the unequalled variety of the system, varantec is the product leader with respect to quality worldwide. Also because of its aluminium profile structure at the front and back.

In contrast to conventional assembly systems varantec 4 is also equipped with aluminum profiles at the front. The result: A continuous line in form and function. The aluminium leg profiles at the front offer decisive advantages for assembly. They can be mounded and dismounted quickly and flexibly. In addition system components can steplessly be adapted to the outer grooves of the aluminium profiles. varantec 4, a real aluminium system without compromise in configuration and design.

## Ergonomic assembly working places



The system varantec offers various solutions with respect to height adjustment (see also subject: height adjustable working places). Especially when doing assembly work a changing working position between sitting and standing is positive. Due to the height adjusting mechanism by means of a motorised drive or a crank, the system varantec is one of the most efficient furniture systems. This new height adjustment technique allows a fast and spontaneous change between a sitting and a standing position. It is proven that the well-

being is considerably improved by stimulating the human circulation. This is a decisive advantage for the staff members and the company.

With the system varantec the complete working place is lifted. The distance between the work top and the system components such as suspension bar, assembly plate etc. remains constant.



## The universal assembly extension arm

Modern assembly halls dispose of various system components. For the flexible and simple adaptation erfi developed a universal assembly extension arm which is coupled with the varantec leg profile. The extension arm is steplessly adjustable in height and is well suited to equip the working place in the 3rd dimension. The extension arm served for the installation of the following components:

1. Working place lamps
  2. Runners and trolleys for holding balancers for air-operated or electric tools
  3. Flexible universal compressed air supply rails
- The various components are steplessly adjustable in depth.




*The runner is directly fitted to the extension arm and is adjustable in depth. A balancer for the tools can be suspended by means of a trolley.*



*The direct connection of the air-operated tools: Air-operated tools can be connected directly with the compressed air coupling which is installed in the extension arm.*

## Compressed air supply systems



### **The flexible compressed air supply rail**

The compressed air supply rail is provided for the connection of several pneumatic tools. It is filled by a compressed air hose which is directly connected with a central coupler socket arranged above. The supply of the compressed air couplings integrated at the underside is ensured by the filled system. Due to the arrangement of the compressed air couplings the tools can be changed depending on the required operation.



### **Maintenance unit for compressed air preparation**

**Field of application:** For compressed air preparation, particularly for pneumatics. A high quality of the compressed air allows a perfect function and a much longer service life of the air-operated tools.

#### **Filter**

Filters are used where the compressed air must be cleaned from dirt particles, rust, tube sinter and condensation water.

#### **Pressure controller**

Pressure controllers are needed where the incoming compressed air must be regulated to a value which is set at the controller.

#### **Oilers**

Oilers are used where air-operated tools, pneumatic controls etc. must be supplied with a defined quantity of oil. erfi has many variants in the programme. The maintenance units can be well adapted to the aluminium profile leg or to a erfi tool plate.

# The lighting systems for assembly halls, optimized by erfi sensolight® technique

varantec®



In assembly halls the lighting has to meet high requirements. Various lighting systems can be installed at the universal assembly extension arm. Rigidly mounted system lamps or rise-and-fall pendants which are steplessly adjustable in height, ensure the perfect illumination from the top. By a transverse beam these lamps can additionally be adjusted in depth.

## **erfi sensolight® for the assembly technique**

All lamps can be coupled with the innovative erfi sensolight technique. The sensor is to be attached individually at the working place. By a simple movement of the hand the lamps can be switched on or off. For example, the ON/OFF sensor can be installed elegantly underneath the work top.



*Lamp fixed to the universal assembly extension arm*



*erfi sensolight step 1 with OFF/ON sensor*

# The lighting systems for assembly halls



## Swivel lamps

Lateral swivel lamps ensure an additional lighting. The forming of shadows is almost precluded. These lamps can be swivelled outwards and inwards by means of a special adapter. For guiding the volume of light, the lamp can additionally be turned in itself.

## Lamps for individual working places

The varantec – furniture system provides also a great variety of lamps for working places. By means of the universal adapter for basic tables, the lamps can be adapted in the central pipe of the varantec leg profile. Alternatively the universal adapter is used for modular tables for the lateral coupling to the leg profile.



## Point light lamp

The point light lamps has many degrees of freedom.



## Magnifying glass lamps

Equipment: 1 fluorescent lamp 11 W, polished magnifying glass, 120 mm in diameter, 4 diopters.



## Fan lamp

No smoke and steam at soldering working places due to low-noise fans



## Gracefully designed lamps for office and computer working places

varantec offers the suitable lamps also for the office and adjacent areas



# Bowls, cases, tongues and stock boxes for perfect material handling

varantec®

Receptacles of different materials and shapes improve considerably the material handling on the working place. All receptacles are alternatively available of conductive design.


## Bowls

The bowls allow the optimal preparation of small items on a minimum of space. Due to an integrated steeper lip the parts can be taken off easily.



## Cases

The cases permit a partial removal of the materials. Due to 4 different sizes even larger amounts or larger components can be made available at the working place. The cases are usable directly or in combination with the tongues. The additionally deliverable cover protects the part in the stock, during transport or at the working place. The sizes correspond to our varantec system components catalogue.



## Tongues

The cases are placed onto the tongues. They are ergonomically shaped with a large surface on which the parts can be separated. In this way the parts can be well recognized and quickly and safely removed with a stripper handle. At the same time additional bowls can be placed in the cases.



## Holders for bowls, cases and tongues

### Horizontal holding profile

The horizontal holding profile made of aluminium for the direct suspension of bowls, cases and tongues. The profile can be directly installed between the two varantec system profiles. The installation height is steplessly adjustable.



### Universal profile frame with displaceable shelves for the cases

The shelves hold the cases in several levels. An universal profile frame made of aluminium which is fitted between the varantec leg profiles serves for holding the cases. The shelves are steplessly and horizontally displaceable in the frame. The universal profile frame allows also the installation of perforated grids, tool holders, DIN A4 experiment plates etc. It can also be mounted steplessly in any height.



### Visual stock boxes of different sizes

Material:

Polyethylene, insensitive against acids and caustic solutions, temperature resisting between  $-40^{\circ}$  and  $+80^{\circ}$  C., raw material harmless to food.


Dimensionally stable and solid with smooth inner walls for easy cleaning. Recessed grips at the backs for the safe manual transport.

Flexible due to partitioning possibilities, cams for the safe stacking. 10 different sizes in accordance with the varantec system component catalogue.




# The holders and swivel arms for visual stock boxes

varantec®



### Holding rails for visual stock boxes

A holding rail installed between the leg profiles can accommodate up to 20 visual stock boxes depending on the length of the table. It is steplessly adjustable in height.



### Depth adjustable holding rails for visual stock boxes


This depth adjustable supporting rail ensures optimal accessibility of all parts. The holding rail with the visual stock boxes can be extended to the front by 250 mm. The high quality slides placed on ball bearings guarantees a constantly smooth running.



### The holding frame type 1 with swivel arm

This holding frame which is laterally adaptable to the profile ensured a maximum of functionality. Different visual stock boxes are housed by a vertical perforated profile. The latter are so designed that the visual stock boxes can be suspended at both sides. The individual rows are interchangeable at any time. The holding frames are supplied as a standard with the universal profile adapter and a swivel arm. On request, the holding frames also with double articulated arm.

## The holders and swivel arms for visual stock boxes



### **The holding frame type 2**

With this holding frame sufficient material is available on one level. Due to the ergonomic shape a good accessibility is guaranteed. The holding frames are supplied as a standard with the universal profile adapter and a swivel arm. On request these holding frames are also deliverable with a double articulated arm.



### **Skew shelf for visual stock boxes**

The skew shelves are simply placed onto the work top. Rubber buffers on the underside avoid the unintentional displacement. The skew shelves are available in different sizes in accordance with the varantec system components.



To ensure a perfect feed of material a solid and easy-running swivel mechanism has been developed. The holding frames of the type 1 and 2 as well as all swiveling shelves are adapted to the varantec system leg by solid swivel arms. These swivel arms are available as basic swivel arm with one extension arm or alternatively with an

additional swivel arm. The thus obtained double articulated arm has 3 articulations as well as a stepless height adjustment. The individual ideal position for each staff member and production step resp. can be quickly adjusted.



**The universal adapter**

The solid universal adapter is designed for heavy loads. It can be adapted quickly and easily to the varantec system leg by means of the slot method. Due to the inclination of 45° of the system leg, several universal adapters can be installed at one side of the table.

**The basic swivel arm**

The basic swivel arm is installed in the universal adapter by means of a solid round bolt. At the upper end the swiveling elements or auxiliary swivel arm can be attached without requiring any tools.

**The auxiliary swivel arm**

**for more freedom of movement**

Designed in modular system the auxiliary swivel arm can be directly attached to the basic swivel arm. Thus large table depths can easily be bridged over.



Holding frame type 1 with double swivel arm

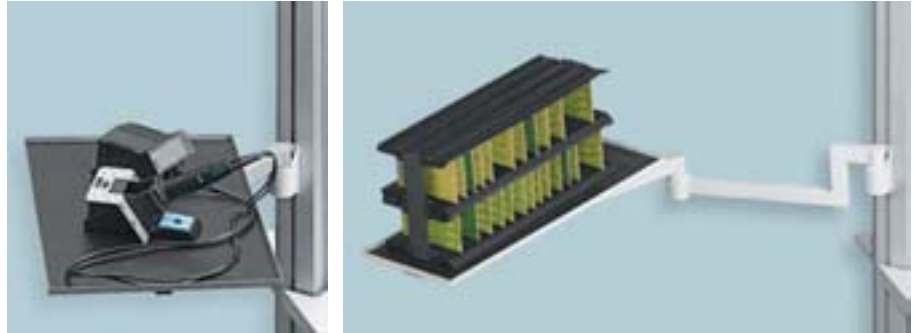


Holding frame type 2 with double swivel arm

# Storage plates, circular storage plates, documentation

## Swiveling storage plates for providing material, accessories etc.

Alternatively to the holding frames, swiveling storage plates can be installed. Due to different sizes these swiveling storage plates can also be used for depositing accessories.



## 360° circular storage plates for small parts

The 360° circular storage plates serve for storing small parts of all kinds. In the front part of the circular storage plate there is an integrated scraper lip. Thus, small parts can be quickly separated and picked up. The circular storage plate has a solid bearing and is effortlessly slewable by 360°. As an alternative, also of conductive execution.



*By means of an universal adapter the circular storage plate with a swivel arm can be laterally fitted to the system profile.*

*Alternatively, this system component can be directly installed to an optionally available aluminium rail by means of a holder. An ergonomically designed supplement for electronic working places with system channel.*

## Documentation at the working place

Information boards and swivelarms for foil bags



### DIN A4 information board

*Size: DIN A4 inclusive 4 solenoids, inclinable and slewable. In connection with a swivel arm the information boards can be shifted to the desired position.*

### DIN A3 information board

*Size: DIN A3 inclusive 4 solenoids, inclinable and slewable*

### Holder for foil bags

*Swivel arm for foil bags with 10 foils DIN A4 which can also take DIN A4 documents. Independent swivel arm, inclinable and slewable.*

# Electric power supply for assembly working places

For the professional production of modern products an individual electric power supply is often necessary. erfi developed a wide range of standard pallets for the electrification of assembly halls. Varying demands can be met with the new standards.

Besides the extensive programme of the attachments, there are 3 standards for the electrification of assembly working places:

1. horizontal, height adjustable system channel for installing the erfi insert board programme acto
2. horizontal installation of sockets
3. vertical aluminium energy channel system



## **Height adjustable system channel for installing the energy insert board programme acto**

*The horizontal energy system channel can be fitted to the aluminium leg profile by means of an adapter and can be equipped with the efficient insert board programme acto. Soldering stations, small power supplies, socket modules as well as the innovative lighting system high-light can be simply and elegantly integrated. The assembly place can thus be extended to a multi-functional working place.*



## **Horizontal attachments for multiple connector strips**

*A horizontal support rail, steplessly adjustable in height, can be installed at the varantec leg profile. The multiple connector strips can be inserted laterally. An appropriate opening allows the feedthrough of the supply main inclusive plug.*

# Electric power supply for assembly working places

## The vertical aluminium energy channel system

The channel is adapted laterally to the varantec aluminium leg profile. By the 45° shape of the leg profile the functional level of the channel is inclined towards the user. All lines inclusive compressed air are invisible in the varantec leg profile. A great variety of equipment variants are available.



Exemplary equipment with:

- 3 x 230 V shockproof sockets
- Acoustic wiring continuity tester
- Compressed air connection



Exemplary equipment with:

- ON/OFF switch for rise-and-fall pendant
- Fuse protection unit:
  - NFI switch: Fault current 30 mA,
  - rated current 25 A motor protection switch 10-16 A with built-in undervoltage circuit breaker
  - Emergency cutoff push-button: Room emergency cutoff prepared
- ON/OFF switch for a separate electric circuit

## Ergonomic foot rests



### Foot rest model 1 (not conductive)

The surface is simply and steplessly displacable in angle.

Execution: not conductive

### Foot rest model 2 (not conductive and/or conductive execution)

The surface of this foot rest can be adjusted on the underside by means of a solid inclination mechanism. With the conductive execution the foot rest can be connected directly with the earth potential. Execution: not conductive and/or conductive

### Foot rest model 3 (not conductive and/or conductive execution)

The foot rest is directly connected to the table and its shape and function is optimally adapted to the entire table system varantec. It is steplessly inclinable and steplessly adjustable in horizontal direction. The height is adjustable at the snap-in locking device. Execution: not conductive and/or conductive






erfi offers a large range of assembly working places. In the field of assembly, the furniture programme V4 is an alternative combination system made of aluminium and steel. In contrast to the furniture system varantec, V4 is equipped with profiled legs made of steel. At the back the system V4 is provided with a sturdy functional profile made of aluminium with 6 slots. All system components of the furniture system varantec can be integrated as well. Height adjustability by means of clamping devices, crank drive and motorised drive


are characteristic features of this system as well as the possible linkage of basic tables with additional tables. The integration of transfer systems into the table tops is possible just as well as the connection of additional cable channels. The system V4 is an absolutely vibration-free 4-leg table system which allows highly flexible configurations. The vertical functional aluminium profile allows the positive and system-appropriate installation of all components. With interlinked working places the vertical functional profile is suitable for several uses due to the arrangement of the slots.

## The modular erfi aluminium transfer system varantec®fix



varantec fix is an innovative aluminum transfer system for manual and automated operations

With varantec fix any sequence of operations can be quickly optimized. Due to the efficient system components the configuration of individual assembly arrangements can be realized within a very short time. Changes in direction, differences in height as well as different widths of the workpieces are parameters which the system varantec fix follows easily. The system can be combined in an ideal way with the furniture systems varantec and V4.



# The modular erfi aluminium transfer system varantec®fix

The transfer system varantec fix consists of 4 system components:

1. The vertical supports
2. The transverse beams
3. The longitudinal beams
4. The transport systems, rail provided with rollers, roller track and conveyor belt.

varantec fix is preassembled on delivery. The self assembly can be made within a short time thanks to rapid connection. All necessary connection fittings are included in the scope of supply. varantec fix meets all requirements.

## Basic and extension modules – varantec fix

### The principle – The technique

varantec fix is suitable for interlinking.

A transfer system with varantec fix always begins with a basic module to which attachment modules can be fitted.

The basic module consists of 4 vertical supports, 2 longitudinal beams, 2 transverse beams as well as of the transport system. The attachment module

consists of 2 vertical supports, 1 transverse beam and the transport system.

Comprehensive transfer lines of modern design can be realized economically and efficiently thanks to the principle of interlinking.

## 2. The transverse beams

The transverse beams serve for mounting the transport system and are adjustable in height in the slots of the vertical supports. The incoming and outgoing transport system is mounted on a transverse beam. The interlinking of a basic module with an attachment module or the interlinking of several attachment modules among themselves is ensured. At the same time the transverse beam determines the width of the transfer system. The external width of the complete system is only wider by 46 mm due to the compact vertical supports (60 x 23 mm / width x depth).

The following widths are available:

- Width 1 = 330 mm, total width 376 mm
- Width 2 = 480 mm, total width 526 mm
- Width 3 = 630 mm, total width 676 mm



## 3. The longitudinal transverse beams

The longitudinal transverse beams are only required for the basic module in order to stabilize the complete system. The external dimension is longer by 120 mm due to the vertical supports (60 x 23 mm / width x depth).

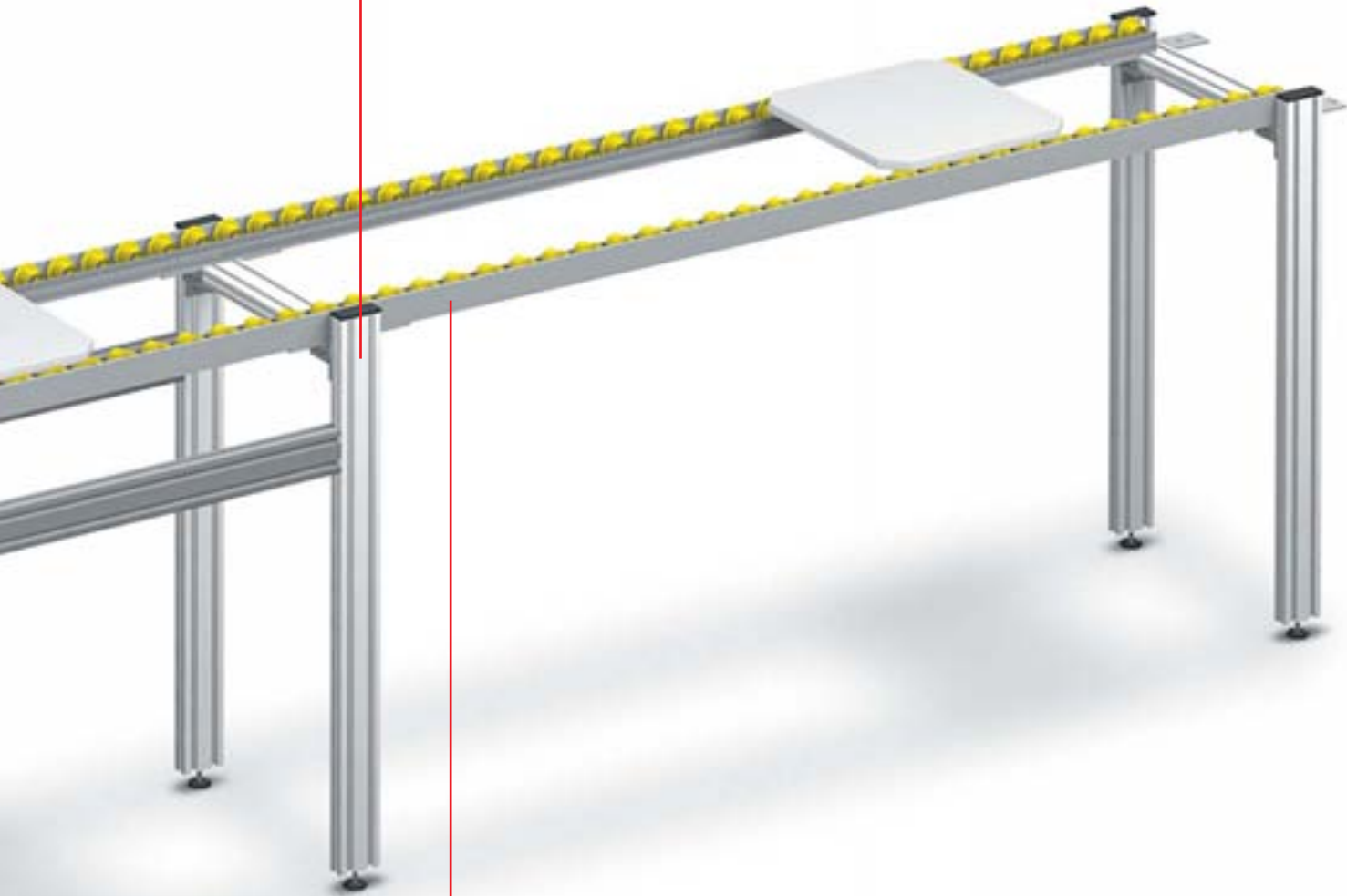
The longitudinal transverse beams are used in pairs and determine the length of the basic module.

**1. The vertical supports**

The vertical supports determine the maximum height of the transfer system

Height 1 = 780 mm

Height 2 = 980 mm



**4. The transport system**

The transport system determine the transport mode of the goods. The system concerned is placed onto the transverse beams. The length of the transport system determined the length of the basic and attachment modules resp.

Four transport system as available as a standard:

- 1. 1 Pair of roller races, not conductive
- 2. 1 Pair of roller races, conductive
- 3. Roller race, on request also motor-driven
- 4. Conveyor belt, motor-driven

The following lengths are available:

- Length 1 = 740 mm, total length 800 mm
- Length 2 = 940 mm, total length 1000 mm
- Length 3 = 1140 mm, total length 1200 mm
- Length 4 = 1340 mm, total length 1400 mm
- Length 5 = 1540 mm, total length 1600 mm
- Length 6 = 1740 mm, total length 1800 mm
- Length 7 = 1940 mm, total length 2000 mm

The indicated total lengths apply to the basic module. The space required of the attachment modules is always 60 mm less.

## The modular erfi aluminium transfer system varantec®fix

### Interlinking of several systems

The incoming and outgoing transport system is mounted on a transverse beam. Thus, the interlinking of one basic module with an attachment module or the interlinking of several attachment modules among themselves is possible.

### Adjustment in width

The roller races are directly placed onto the transverse beam. By means of the longitudinal slots of the transverse beam the races are steplessly adjustable and can be adapted to the width of the workpiece carrier. varantec fix - a safe investment for an optimal material flow!



### Stepless height adjustment of the transport system

The transverse beams can be steplessly adjusted in the slot of the vertical supports. Thus, the placed-on transport system is steplessly adjustable in height.



### Inclinations and automatic material removals

Also for the return of assembled components or empty workpiece carriers varantec fix offers a well thought-out solution. By means of additional transverse beams a second level with transport systems can be integrated. Inclined levels can be obtained by the slight inclination of the transverse beams. With an inclination of  $3^\circ$  the workpiece carrier surmounts the static friction and starts moving on its own. This allows to integrate later buffer systems in each position of the material flow.



**Transport systems**

1. 1 Pair of roller races, not conductive and/or conductive resp. Roller diameter 28 mm with lateral flange. Ideally suited of installing workpiece carriers. Not conductive design with yellow rollers, conductive design with black rollers.
2. Roller track, on request also motor-driven, for transport of larger items such as cardboards or large storage boxes. Different widths as per our catalogue varantec-system components.
3. Conveyor belts, motor-driven, ideally suited for transport of individual items or bulk items. Either a smooth or a non-skidding surface for diagonal transport. Adjustable speed of the conveyor belt and different widths according to our catalogue varantec system components.



**The ball roller table**

The ball roller table in roller races conveys the workpiece carrier in the desired direction. For placing-in the ball roller table, only some of the rollers must be removed. This allows a change in direction of the material flow in any position.

**Embedded transport system varantec® fix**

The transfer unit can also be integrated in the table top. Thus the workpiece carriers can be directly transferred to the desired working place. An embedded stopper guarantees the fixed position during the assembly. On request, the surface between the roller races can be closed with plates.



The varantec® system components for LAN and IT systems





# LAN tables (local area network), safety control rooms, process control rooms, testing stand

varantec®

Today the EDP technology plays an extraordinarily important role. The integration of more and more arithmetic operations at the working place requires changes to the furniture system. Fast accessibility to the cable management of the IT systems and/or the network technology are today an important aspect for the installation of modern components. For the realization of these requirements the furniture system varantec offers innovative solutions.



# varantec® MAX – The flexible cable channel system for the perfect cable management

Due to the experience gained on the market over 50 years and the appropriate demand for professional wiring at the working place, we felt obliged to develop a suitable cable channel system.

## varantec® MAX – In the vertical position

With the vertical channels varantec MAX takes care of perfect order. The system can also be retrofitted to the furniture systems varantec 4 and varantec C. It is available for all basic and modular tables resp. and consists of 3 basic components.

1. The basic module (back wall)
2. The lateral brush cover
3. The lateral closing module

## varantec® MAX

varantec MAX stands for perfect cable management on all levels. Vertical and horizontal cable channel systems allow to satisfy all requirements.

### 2. Lateral brush cover for an elegant cable entry

The brush cover is particularly used when being visible and runs along the entire height of the varantec MAX cable channel. It is integrated in the basic module at both sides. The brushes allow the user an easy intervention, offering at the same time a protection against insight. The brushes also give a high-quality appearance as well as an optimal functionality. The cables can exit at any height without any problem. The high quality of the bristles ensure a long service life. They withstand excessive loads caused by frequent wiring works.

### 1. The basic module (back wall)

consisting of:

- Sturdy back wall inclusive top cover
- Adaptation arms for the direct fitting to the rear varantec leg profile and simultaneously for installing cable straps for the professional fastening of the cable harnesses inside the system.
- Completely opened at the side
- The basic module is so designed that a large amount of cables can be accommodated.
- System depth for varantec 4 link and varantec C: 200 mm
- System depth for varantec 4 classic: 120 mm. This version is always deliverable with left and right-hand brush covers.
- System width: 100 mm

With a depth of 200 mm or 1120 mm resp. and a width of 100 mm, this cable management system sets new standards.



### 3. Lateral closing module

The closing module is easily adaptable to the basic module and serves as defined closing element at the end of a row of tables. Of course, the brush can also be used as closing element.



**Vertical cable channel for the table models varantec link (linkage tables)**

The vertical cable channel can be adapted to the rear aluminum leg profile. With linkage tables the brush can be fitted to the channel at the left and right-hand side. This allows a perfect wiring from table to table.



**Vertical cable channel with the table models varantec classic (flush-mounted individual tables)**

The vertical cable channel can also be adapted to these table models. With several tables of the series classic side by side, only one brush is fitted to the outside of the channels. The inside remains open. Thus the wiring of the tables among themselves is guaranteed. The vertical channel for the tables of the series classic of the models varantec 4 has a smaller depth (120 mm) and, therefore, is flush with the back of the table top. For the varantec C model the cable channel of a depth of 200 mm is used. The same is also flush with the back of the work top.

## varantec® MAX – The horizontal cable channel system



### The solution for linkage tables

#### varantec® link

The horizontal channel is flush with the vertical channels at the back. A brush integrated in the channel ensures the good accessibility across the entire width of the table. The flexibility of the system permits to arrange the channel at different heights. In particular with tables without an integrated cable channel system in the table top, this system component represents a useful completion.



### The solution for flush individual tables

#### varantec® classic

With the table models varantec classic the vertical cable channel system varantec MAX is flush with the back of the work top. Of course, the horizontal cable channels can in this case also be integrated above and below the work top. On level with the table tops the cables can be introduced discretely in the cable channel system of the table top. With table models without integrated cable channel system in the table top, the horizontal wiring either above or below the table top is a good alternative using the horizontal varantec MAX cable channel.

The generously designed horizontal cable channels can be installed at any height between the two vertical cable channel systems. The installation height of the channels can be steplessly adjusted at any time by means of connecting angles.

System depth: 200 mm and 120 mm resp., system height: 100 mm

**varantec®MAX – The solution also for the third level**

varantec MAX offers the right solution for the functional level above the work top.

The large horizontal cable channel can be installed at any height. Thus, the channels are flush-mounted at the height of the storage boards. The connection cable and the mains cable of the devices are placed in the horizontal channel and are laterally guided in the vertical cable channel system.

**The horizontal attachment for multiple connector strips**

Each storage board can be extended optionally by the horizontal attachment for multiple connector strips. Also in this case the mains cables are introduced directly into the vertical cable channel system. An economic alternative in the case of mains supply only.



## Modern and safe integration of servers



*Due to solid ball bearing guides extensive computer systems can be withdrawn to the front. This facilitates considerably the access to all connections and cables.*

### **The flexible CPU support**

Due to the withdrawable CPU support several computer systems can be integrated simultaneously in a compact and professional way. For each EDP department this is an indispensable system component. Protected against external influences the modules are slightly raised and have no contact with the floor.

### **The safe cable management**

varantec offers a system-adequate solution for the cabling technique in server rooms also on the lowest level and thus provides more safety and a longer service life of the servers. The cable harnesses can be integrated in the lowest level by means of two different systems.



#### **System 1: Energy supply chain**

*The energy supply chain is directly installed on the withdrawable CPU support and ensures the safe transport of all cables. Due to the generous dimensioning large amounts of cables inclusive all plugs can be elegantly handled. New installations and/or changes of the hardware configurations are very much simplified with this system. Due to the good accessibility to the cable harnesses and simultaneously an improved safety, a considerable saving in time is obtained. The cables are directly led from the energy supply chain into the vertical varantec MAX cable channels.*



#### **System 2: Articulated cable carrier**

*For smaller and medium-sized amounts of cables the articulated cable carriers are used as an alternative to the energy supply chain. The cables are fastened to the articulated carrier and safely handled by means of cable straps. On request these articulated cable carriers can be installed at the left or right-hand side.*



#### **Energy supply attachment with cable flap**

*The optional attachment at the back is a useful safety feature. For example multiple connector strips with an integrated high-voltage fuse can be integrated in this attachment. On the top of the same there is a flap which opens by 90° and thus provides access to the cables. When being closed, the cables are led from the interior of the attachment straight across the opening at the front to the server systems. At the same time the cables and plugs are protected against dust and dirt accumulation.*

## The integration of monitors

Today the computer is the central working instrument at each working place. Research work, offices, call center or manufacturing department – there is no field in a company where the computer is not being used. Besides the possibility of integrating the computers, the unequalled variety of the furniture system varantec offers the right solution also for the use of monitors and flat screens.



**Embedded monitors with an integrated glass panel in the work top**  
 Conventional monitors are frequently used for working places in the industry or for training. A loss of space and restrictions with regard to sight contact with the opposite person are only two disadvantages. With this innovative solution the monitor and/or flat screen is invisibly mounted from outside below the working place. A glass panel which is flush with the table top allows a free sight to the screen. The advantages of this new solution are obvious:

- Eye contact for discussions
- Best ergonomics due to an ideal angle of vision to the screen
- The screen is protected against contact
- The screen is shielded against dust and radiation by a glass panel
- Maximum safety due to a toughened safety glass
- Ideally suited EDP classrooms and training centres

## Monitor swivel arm

Besides the storage boards the particularly developed monitor swivel arms are ideally suited for the professional monitor support.



### Monitor swivel arms adapted to basic tables

For basic tables the modern monitor swivel arm can be adapted directly to the central tube of the varantec leg profile. Two articulations permit a big freedom to move. The monitor swivel arm has an integrated keyboard support at the front. Carrying power up to 30 kg.



### Monitor swivel arms adapted to modular tables

For modular tables with storage boards, cockpits or other attachments, the monitor can be fitted laterally to the rear aluminium profiled leg by means of an universal adapter. This adapter is steplessly adjustable in height in the slot.

# The integration of flat screens

Flat screens are a standard in all fields of operation. Almost all imaginable connections for flat screens can be realized with varantec.

## **Flat screen holders type 1 of VESA standard**

Due to its shape adapted to the varantec system profile, this flat screen holder can be coupled to modular tables. The rear part of this holder guarantees a high stability due to its rigid design. At the front the flat screen can be mounted to a turning and swivelling supporting plate. Due to a length of the arm of 290 mm the monitor does not collide with the storage boards nor with the device cockpits.



## **Embedded flat screens**

The flat screens are integrated underneath the work top. A glass plate made of toughened safety glass which is flush with the work top allows a good sight contact. The angle of vision can be adjusted by a flexible holder underneath the work top.



## **Flat screen holder type 2 of VESA standard**

Adaptation to the basic table. Due to the big freedom to move of this holder, the position desired by the user can be adjusted. Suitable for flat screens of 14 inch up to 18 inch diagonal. Simple adjustment of weight by a set screw. Range of rotation 360°. Total length 400 mm. Stepless adjustment from 0° to 90°.



## **Type 2 with extension arm at the basic table**

A maximum range of 650 mm guarantees always the correct distance to the screen.

## **Note:**

Type 1 and type 2 only for flat screens of VESA standard.



## **Type 2 for modular tables**

With the universal adapter this holder can also be fastened to modular tables.



## **Type 2 with extension arm at the modular table**

The monitor can be correctly positioned in spite of attachments, storage boards and device cockpits



## **Type 2 with keyboard support**

The flat screen holder type 2 can additionally be equipped with a keyboard support.





**The horizontal aluminium supporting rail**

The flat screen should frequently be displaced in the horizontal position. A newly developed aluminium supporting rail satisfies this requirement. It is simply installed between the two varantec system profile legs and is steplessly adjustable in height. Individual or several flat screens can be adapted to the rail.

**The keyboard supports**



**The withdrawable keyboard support**

The withdrawable keyboard support varantec provides the right distance to the monitor. This withdrawable support can also be retrofitted underneath the work top.

**The new functional surfaces**

High flexibility in connection with profound stability are the outstanding feature of this system component. The functional surfaces steplessly adjustable in height ensure the right distance to the screen and simultaneously create free space on the actual working place. These functional surfaces are deliverable for each width of the system table with a depth of 400 mm (monitor), alternatively 200 mm (flat screen). An extension at the lower end of the two rear table legs ensure high stability.



**The keyboard clip**

Elegant keyboard clips underneath the storage boards or device cockpits. They can be retracted and folded down if necessary. This ensures an ergonomic working in standing position.

# The varantec® system components for office and communication



The working place system varantec offers everything for office and communication. All components guarantee a system-adequate constantness. Apart from laboratory/research centres and assembly halls, the administration areas in a company can be equipped with one single furniture system. varantec-office-line – the solution for an office of the latest standards for the management, divisional managers, office workers, secretary's office, conference rooms, for discussion or the home office.



Free-form table wave of the model design link



Free-form table 135° of the model design classic

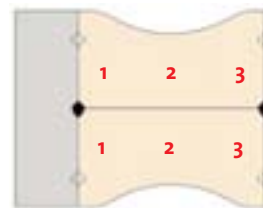
The combination possibilities of this form guarantee flexible and elegant concepts for architectural styling. Back to back with the same or different functions by using the models +135° and -135°, this is the reason for the frequent use of these functional tables. Floor-mounted containers extend the working surface again by another valuable 430 mm.

**varantec® free-forms for office and communication**

Besides the variety of patterns varantec offers also 4 free-forms for the modern office. All free-forms can be combined with the designs light gray, maple and beech. Of course, most of the standard system components can be used for offices. Thus, varantec is part of the most efficient office systems.

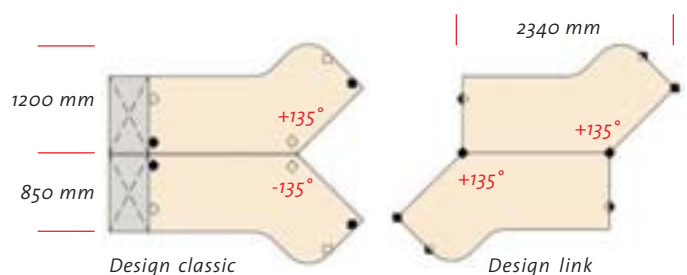
**The free-form table wave**

The outstanding feature of the free-form table wave is its aesthetic and functional wave shape at the front. The shape of the table allows to elegantly and individually divide the tale in 3 areas.  
Area 1 and 3: storage place and writing place  
Area 2: for keyboard and flat screen. The sizes are the standard dimensions of the basic table models.  
Wave is deliverable with the design link and classic.



**The free-form table 135°**

The free-form table 135° convinces by its functionality. The special shape permits the ergonomic combination of PC work and general activities. Its total width of 340 mm and his total depth of 1200 mmm provides much creative free space. The rear leg profiles break through the work top and can ideally be used for the adaptation of system components. By directly placed floor-mounted drawer units the working area can be extended again. This table shape is available of the version +135° (right orientation) and -135° (left orientation) as well as of the design in classic and link.



# varantec® office free-form tables

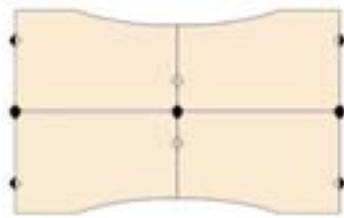


*L-free-form table of the model linkt, adjustable in height by means of a clamping connection.*

### The L-free-form table

The elegant free-form gives the office a new aesthetic look. If, for example, lateral extension tables are adapted, an economic angular working place is created. Due to the larger depth of 1000 mm at one side, the monitors can usefully be integrated in the working place. The less deep area of 850 mm is sufficiently dimensioned for daily routine work.

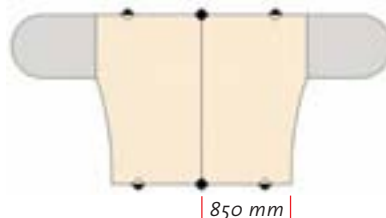
*Here as well, the advantages of the varantec link models can ideally be used. The rear and lateral profiles serve for the linkage of further working places.*



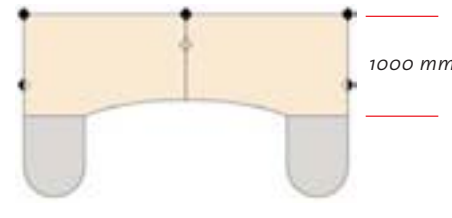
*Design link*



*Design classic*



*Design link*



*Design link*



### The compact free-form table

The compact free-form table has a clearly defined function. Due to the harmoniously swung 90° front of the work top, a complete corner working place is realized from one board.

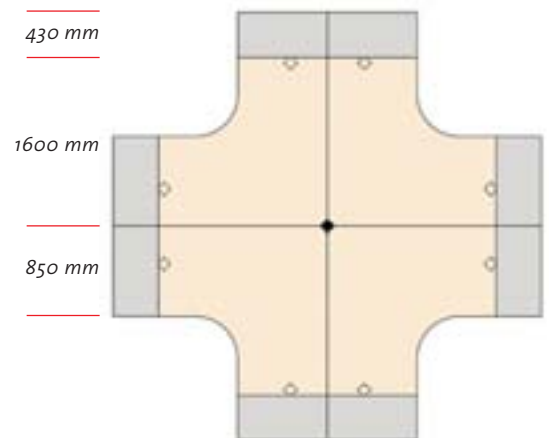
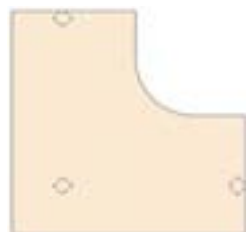
#### Compact free-form table of the model link

*The compact free-form table of the model link is an ideal completion of the 4 combinations. In this way call centers or generous group working places can be realized economically. Only one central system leg and 2 additional legs per compact table are sufficient for the configuration of this combination. With all versions floor-mounted drawer units can be added flush at the outsides.*

*Leg length 1600 mm. Other sizes are available on request.*

#### Compact free-form table of the model classic

*The outstanding feature of the compact free-form tables of the model classic is the 3-leg design. The flush connection of the system profiles with the steel frames ensure a high resistance against torsion. A motorised height adjustment can be supplied on request.*





**Conference table model boot**

The conference table boot strikes by its elegantly swung shape of a boat. Up to 6 persons can be seated generously. The work top is made of one piece and is available in all standard colours and patterns.  
 Width: 2000 mm  
 Depth at the smallest part: 600 mm  
 Depth at the widest part: 1000 mm  
 Height: 720 mm

**The solitaire table**

Short discussions take frequently place in a small circle. The varantec-solitaire tables take advantage of the flexible varantec system profile. Stabilizing leg extensions with a compensation in height provide an optimal standing position.  
 Diameter of the table top: 600 alternatively 800 mm  
 Height: 720 mm



**The bistro table**

The bistro tables are suitable for short discussions in standing up as well as for recreation rooms. The design corresponds to the solitaire tables.  
 Diameter of the table top: 600 alternatively 800 mm  
 Height: 1100 mm



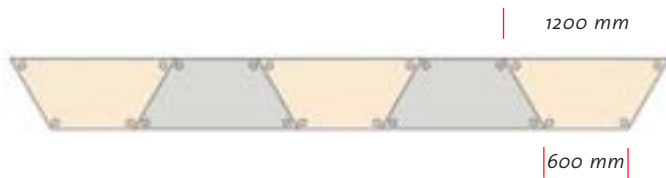
**The large conference table**

The large conference table is of modular design. It consists of two gracefully designed closing segments of trapezoidal shape and of any number of interior modules. The elements can be interlinked having a positive fit. This allows rapid changes and simultaneously meets highest requirements with respect to aesthetics and functionality.

*Size of the closing segments (trapezoidal shape):*  
 Width: 1600 mm, parallel opposite side 900 mm of  
 Depth: 600 mm  
 Height: 720 mm  
*Size of the interior segments:*  
 Widths: 800, 1000, 1200, 1400, 1600, 1800, 2000 mm  
 Depth: 800 mm

**Note:**  
 On request, all steel items are available of chromium-plated design.

## Trapezoidal and segment tables



### The trapezoidal tables

The trapezoid tables are variable, combinable tables allowing fast changes. Pleasant combinations of patterns, for example maple and anthracite, give the conference room a special character.

The trapezoidal tables can be transformed into conference and discussion islands or they can be put up in a linear row. They are stackable due to the easily demountable legs.



### The segment tables

The function of the segment tables is similar to the trapezoidal tables. The elegant configuration with the circular segment-tables is completed by combinations of patterns. The segment tables are also stackable.



**Note:**

On request, all steel items are available of chromium-plated design.



**The stepless height adjustment (clamping connection technique)**

On request, the working place systems varantec-office-line can be equipped with the already described height adjustment (manual clamping connection). By means of a well visible scale, the actual working height is quickly and safely indicated. This technique can also be used with combination tables (models of the design varantec link). All varantec free-form tables can be equipped with this technique, also the tables of the series link. In spite of the connection of several working tables to one system profile, each table is individually adjustable in height. Consequently, the desired working height can be adjusted for each staff member also in the case of interlinked table configurations. Range of height adjustment: 680 to 780 mm, larger adjusting ranges are available on request at any time.



*The compact – free-form table is ideally suited as sitting or standing working place due to its 3-leg technique. Only 3 driving cylinders are required for this shape of the table. Flat screens as well as all peripheral equipment of the system can be lifted to the desired position by the push of a button.*

**The stepless height adjustment (electric motor driven height adjustment)**

The sitting or standing working place in offices has become an important piece of equipment. The drive used here originates from the table models for technical purposes (laboratory and assembly). The cylinders integrated in the varantec system profile ensure a maximum of system synthesis with an optimal function. A fast and spontaneous change of the working position can only be realized with a fast drive.



*At the elegant operating panel the table top is put into motion at a speed of 30 mm/s with the push of a button. After a short time the desired working height is reached. After use the operating panel can be put back underneath the table top.*



## Elements for keeping order for varantec® office



The varantec multi-functional profile can be installed between the rear leg profiles at any height. Simple and quick suspension of all storage places for papers DIN A3 and DIN A4 as well as of a number of office utensils such as holders for office clips, pencils, paper boxes etc. without requiring any tools. Telephone swivel arms and modern working place lamps are adaptable to the aluminium profile leg by means of the well known universal adapter.

A stationary platform helps for a better communication. It serves as storage board for visitors and as desk for discussions at the working place. The platform can either be directly plugged in the central tube of the varantec system profile or laterally in the universal adapter. In the first case the platform can be turned by 360° and in the second case by 180°. The inclination is steplessly adjustable up to 15°. A stopper at the front holds the documents.



*Telephone swivel arm*



*Stationary platform*



*Working place lamp for the office*



*DIN A3-Ablageelement*



*Pencil holder with paper box*



*Printer support with cable feedthrough box*



# highlight and erfi sensolight® - The innovative lighting concept for varantec® office

varantec®



The unique lighting concept highlight in connection with the erfi sensolight technique ensures the perfect working place illumination also in the office. The detailed functional description with all technical advantages is indicated in the chapter „highlight and sensolight“. The lighting system is fastened to the two rear varantec system profiles. Due to the active light screen (proprietary varantec system component) the lighting system can be installed up to a height of 1400 mm without dazzling. This characteristic feature guarantees an optimal illumination of the working area. highlight – a system component which defines the benchmark. With intermediate elements and two opposite system channels, useful storage places can be created.

## **Cable tray**

A 80 mm deep cable tray keeps order with working places without cable flaps. Linear table combinations can be wired amongst themselves through the lateral opening. The cable tray is suspended in the steel frame in no time. Alternatively the tray can be steplessly adjusted in height due to its direct connection to the varantec system profile.

## **Cable clips**

The cable clips are simply fastened to the underside of the work top and carry the different media (supply mains, data cables etc.).



## **The cable management for office and communication**

Apart from the numerous described possibilities of cable routing, further advantageous medium carriers have been created for offices.



## **The flexible energy supply chain for office and communication**

Due to the flexible energy supply chain, supply mains, data lines etc. together with plugs can be placed vertically from the floor to the table top. Cable feedthrough boxes which are embedded in the table top supply the medium to the work top. Of course, the energy supply chain can be combined with all cable channel systems of the furniture system varantec and can be attached to the corresponding cable trays.





## varantec® vent - Innovative partition wall system



The new partition wall system varantec vent is particularly characterised by its flexibility and system continuousness. The varantec system profile provides also a useful linkage of individual components. Thus the partition wall system is perfectly integrated in the varantec room configuration from an architectural point of view. varantec vent – another step to Corporate Identity.

The basis hereof is the varantec system profile. The partition wall modules are combined with the varantec system profile by means of a quick connecting system which allows an easy assembly. Each partition wall module can be equipped with a glass element in the top part.

*Partition wall modules with plastic-laminated chipboard*



The partition wall modules of varantec vent are available with two different kinds of surfaces:

1. Partition wall module with a plastic-laminated chipboard coloured light gray, design maple or beech (no sound absorption)
2. Partition wall modules with a chipboard and an additional felt covering of light gray colour (sound absorption 20 dB)

Dimensions of the partition wall modules:

Width = 700 mm and/or. 1400 mm

Height of 1 = 1600 mm

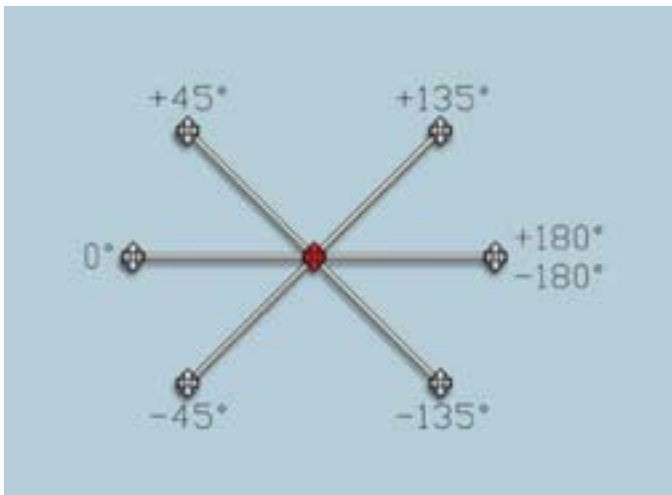
Eye contact in standing position still possible.

Height 2 = 2000 mm alternatively, for a clear separation of the different working areas

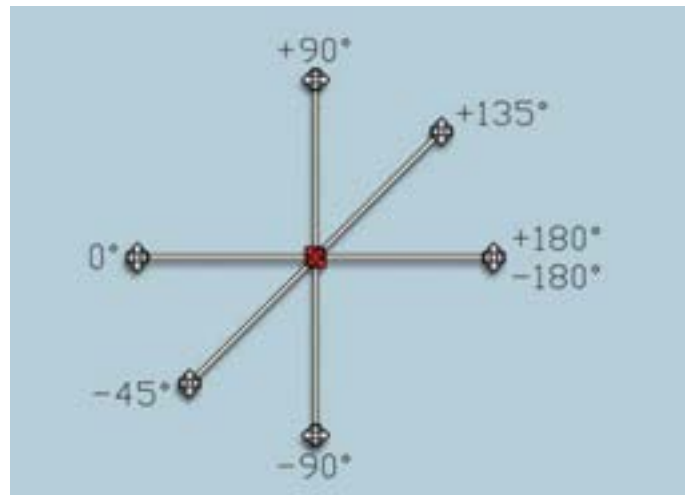
*Partition wall modules with additional felt covering*

**Linear and angular combinations**

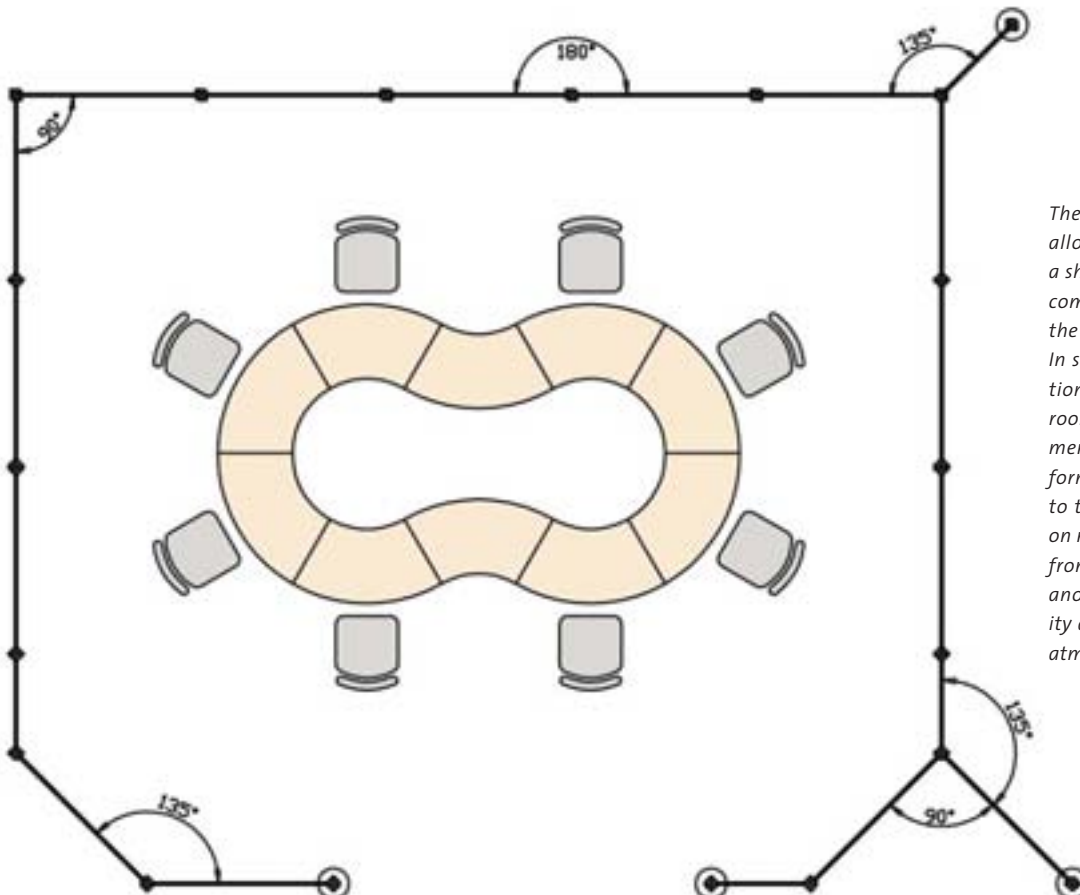
As with the table system the partition wall modules can be intelligently combined by the innovative varantec system profile. Due to the characteristic form and angle shaping of the profile, angular arrangements of 45°, 90°, 135° and 180° can be realized without additional fittings.



Possible angles with profile position 1:  
+ 45°, -45°, +135°, -135°, +180°, - 180°



Possible angles with profile position 2: (profile turned by 45°)  
-45°, +90°, -90°, +135°, +180°, - 180°




*The varantec profile technique allows a high flexibility. Within a short time all rooms can be completely newly divided using the quick combination method. In steps of 45° all useful combinations can be realized. Conference rooms, technical offices, developmental departments etc. are transformed into changeable units due to the varantec vent system which, on request, are clearly separated from one another or merge into one another. varantec vent – for flexibility and a pleasant working atmosphere in the company.*

# The varantec® vent partition wall system


## The principle

The varantec partition wall system consists always of a basic element and the add-on elements. At the beginning and at the end of the partition wall the varantec system legs are equipped with large circular plates. All other system legs are provided with the standard base.

1. The basic element consists of two varantec system profiles, a partition wall module placed in between as well as of a large circular plate.
2. The add-on element consists of a varantec system profile and a partition wall module.



*Linear combination*



*Standard base*

*Large circular plate*

*Angular configuration*

With linear combinations and angular configurations, there is only one circular plate at the beginning and at the end. All other elements are provided with the standard base. Elegant glass elements give a less severe aspect of the front and give access to more light in the room and the wanted transparency and lightness.

## Island working places, call centres and open-plan offices with varantec® office

varantec®

The varantec compact free-form tables allow the construction of complex and completely independent working islands which are economic and at the same time functional. One central column in the middle of the island as well as 2 additional system profiles per each compact free-form table are sufficient for the configuration of this group (see also page 130 at the bottom).

Nicely designed partition walls have been developed for call centres. The partition walls are mounted straight onto the table top and, on request, are provided with a felt covering for sound absorption. The varantec multi-functional profile is integrated in the partition walls for installing organisational elements. Floor-mounted drawer units complete the work top.



The cabinet systems varantec® pro and varantec® select





varantec claims to be one of the most efficient furniture systems on the market. With the GS-certified cabinet systems varantec pro and varantec select all possible applications in a company can be materialized.



#### **varantec® pro**

The basic programme for highest demands on quality in the fields of application engineering, laboratory and office.

#### **varantec® select**

This cabinet programme represents the modern aluminium cabinet system line for highest demands on functionality and aesthetics.

#### **The cabinet system varantec® pro for all sections of the company**

This system is one of the most extensive cabinet systems and is convincing thanks to its changeability, functional variety and its outstanding quality and workmanship.

varantec pro is divided into 3 groups:

##### **Group 1: Basic cabinets**

Within this group drawers, wing doors and cabinets with roller shutters designed as single or double cabinets up to a height of 1600 mm are available. The wing doors are manufactured of high-compression fine chipboard with structured, anti-dazzle plastic covering or alternatively made of glass (toughened safety glass ESG, deliverable on request).

##### **Group 2: Sideboards**

The sideboards can be equipped with either sliding doors or roller shutters. The sliding doors are manufactured of high-compression fine chipboard with structured, anti-dazzle plastic covering or alternatively of glass (toughened safety glass ESG, deliverable on request). The sideboards are available up to a height of 1600 mm.

##### **Group 3: High cabinets for laboratory and office**

This group of cabinets can be equipped with drawers, wing doors and roller shutter systems. The doors are made of high-compression fine chipboard with structured, anti-dazzle plastic covering or alternatively of glass (toughened safety glass ESG, deliverable on request). The standard overall height of the high cabinets is 2000 mm. With add-on cabinets and ceiling panelling the cabinet units can be extended up to the ceiling.

# varantec® pro group 1: Basic cabinets

## Basic cabinets with drawers, wing doors and roller shutters

### Basic execution/technical data:

#### Top:

30 mm thick, with an allround edge, on request with a postforming rounding at the front

#### Carcass material:

High-compression fine chipboard with structured, anti-dazzle plastic covering, sound absorption when operating the drawers (no metal carcass)

#### Back wall:

12 mm put in grooves, at the same time high-quality visible back wall

#### Shelf:

Multi-layer chipboard 25 mm thick for high stability, as a standard (no 20 mm thick shelves)

#### Optional:

- 28 mm thick, resistant to bending
- Blockboard 25 mm thick, for high loads
- Glass shelves (ESG)

#### Design of the base with height compensation:

to be operated from inside

#### Locking:

Central lock by safety cylinders, suitable for a general and main locking system, on request with electronic locking system varantec lock

#### Sealing belts:

For cabinets with wing doors of light gray design, equipped as a standard with a dust protection belt at the front.

#### Drawer systems:

All drawer systems made of steel allowing good organisation

1. Drawer system standard: with partial and/or full rack, useful dimensions: 327 x 490 mm (width x depth)
2. Drawer system compact DIN A4, ideally suited for A4 sheets of paper with partial and/or full rack, useful dimensions: 327 x 330 mm (width x depth) particularly low mounting depth
3. Full width drawer system 1 with full rack, useful dimensions: 690 x 326 mm and 690 x 491 mm (width x depth)
4. Full width drawer system 2 with full rack, useful dimensions: 1090 x 326 mm and 1090 x 491 mm (width x depth)

#### System dimensions:

##### 1. System dimensions of single cabinets and/or double cabinets with drawer system standard

Width: Single cabinets 430 mm, double cabinets 840 mm  
Height: 780 mm, 1000 mm, 1200 mm, 1600 mm  
Depth: 600 mm

##### 2. System dimensions of single cabinets and/or double cabinets with drawer system compact DIN A4

Width: Single cabinets 430 mm, double cabinets 840 mm  
Height: 780 mm, 1000 mm, 1200 mm, 1600 mm  
Depth: 420 mm, 600 mm

##### 3. System dimensions of single cabinets and/or double cabinets with wide wall drawer system 1

Width: 820 mm as single cabinet and 1620 mm as double cabinet  
Height: 780 mm, 1000 mm, 1200 mm, 1600 mm  
Depth: 420 mm, 600 mm

##### 4. System dimensions of single cabinets with wide wall drawer system 2

Width: 1220 mm  
Height: 780 mm, 1000 mm, 1200 mm, 1600 mm  
Depth: 420 mm, 600 mm

#### Selection of patterns:

According to the standard patterns of the varantec programme. The complete cabinet programme, alternatively available of EGB design.

#### Note:

The illustrated models represent only a small selection of the possible design variants. They give a general idea of the most important features.



#### varantec pro basic cabinet

##### Individual cabinet with drawers of the standard system

Partitioning of the drawers according to the catalogue of varantec system components

Figure: Pattern maple, top with basic edge, handles chromium-plated  
Size: 430 x 600 x 780 mm (width x depth x height)



#### varantec pro basic cabinet

##### Individual cabinet with drawers of the compact system DIN A4

Partitioning of the drawers according to the catalogue of varantec system components  
Figure: Pattern light gray, top with postforming edge, design handles made of spring steel  
Size: 430 x 420 x 1000 mm (width x depth x height)

**Note:**

This model is equipped in addition with the electronic locking system varantec lock.



**varantec pro basic cabinet**

**Double cabinet with standard drawer system**

Figure: Pattern light gray EGB-completely conductive, top with basic edge and decorative multiplex edge band, elegant segment handles light blue RAL 5012, standard drawer system

Size: 840 x 600 x 1000 mm (width x depth x height)



**varantec pro basic cabinet**

**Double cabinet with wing doors**

Figure: Pattern beech, top with basic edge, elegant segment handles chromium-plated, equipped with 3 shelves, high-quality 270° door armatures requiring a minimum of space

Size: 840 x 600 x 1200 mm (width x depth x height)



**varantec pro basic cabinet**

**Cabinet with roller shutters**

Figure: Pattern beech, top with nicely shaped postforming edge, elegant segment handle chromium-plated, equipped with 3 shelves, roller shutters silver gray

Size: 840 x 420 x 1200 mm (width x depth x height)



**varantec pro basic cabinet**

**Cabinet with standard drawers and glass wing doors system**

Figure: Pattern maple, top with nicely shaped postforming edge.

Left element: standard drawer system, elegant segment handles chromium-plated. Right element: Glass wing door made of toughened safety glass (ESG), 5 high-quality glass shelves (ESG).

Lighting: Alternatively, the right element can be equipped with a cabinet lamp. Size: 840 x 600 x 1600 mm (width x depth x height)

# varantec® pro group 2: Sideboards

## Basic design / Technical data:

The design of the cabinets is identical with group 1. The same materials are used for the components top, carcasse, back wall, shelves and base.

## System dimensions:

Width: 820 mm, 1220 mm, 1620 mm, 1820 mm, 2020 mm

Height: 780 mm, 1000 mm, 1200 mm, 1600 mm

Depth: 400 mm, 600 mm

## Selection of patterns:

According to the standard patterns of the varantec programme. The complete range of cabinets is alternatively completely available of EGB-design.

## Note:

The illustrated models represent only a small selection of possible design variants. However, they give a general idea of the most important features.

## Particularity: „Floating sliding doors"

The sliding doors are characterised by their particularly soft running. In contrast to common design which are available on the market, special armatures are used in the top part of the cabinet for all varantec sideboards. The sliding doors do not rest on the bottom of the cabinet. The proper weight of the doors does not influence their running. Also sideboards of oversize can be provided with this design.



## varantec pro sideboard with plastic sliding doors

Figure: Pattern light gray, top with basic edge, handles light blue RAL 5012, 1 adjustable shelf suitable for accommodating 2 rows DIN A4, at the front 2 sliding doors inclusive lock

Size: 1220 x 400 x 780 mm (width x depth x height)



## varantec pro sideboard with horizontal roller shutters

Figure: Pattern maple, top with a nicely shaped postforming edge, elegant segment handles chromium-plated, equipped with 3 shelves, roller shutters silver gray,

Size: 1220 x 600 x 1200 mm (width x depth x height)



## varantec pro sideboard with glass sliding doors

Figure: Pattern beech, top with nicely shaped postforming edge, elegant segment handles chromium-plated, at the front glass sliding doors (ESG) inclusive lock, 8 high-quality glass shelves (ESG), central partition wall

Illumination: Alternatively the sideboard can be equipped with an interior cabinet lamp.

Size: 1220 x 600 x 1600 mm (width x depth x height)

**varantec pro combination sideboard with plastic sliding doors**

Figure: Pattern light gray, top with basic edge,  
elegant segment handles light blue RAL 5012,

Bottom sideboard:

equipped with 1 adjustable shelf, suitable for accommodating 2 rows

DIN A4, at the front plastic sliding doors

Size: 1620 x 600 x 780 mm (width x depth x height)

Top sideboard:

equipped with 3 adjustable shelves, at the front plastic sliding doors

Size: 1620 x 400 x 1200 mm (width x depth x height)



**varantec pro combination sideboard with glass sliding doors  
and a horizontal roller shutter system**

Figure: Pattern maple, top with nicely shaped postforming edge,  
handles chromium-plates

Bottom sideboard:

equipped with 2 shelves, roller shutters silver gray

Size: 1820 x 600 x 1000 mm (width x depth x height)

Top sideboard:

equipped with 4 glass shelves (ESG), at the front glass sliding  
doors (ESG), 1 central

partition wall

Size: 1820 x 400 x 1000 mm (width x depth x height)



**Note:**

This model is additionally  
equipped with an electronic  
locking system varantec lock.

# varantec® pro group 3: High-level cabinet system for laboratory and office

varantec pro group 3: High-level cabinets equipped with drawers, shelves and vertical roller shutters

## **Basic design / Technical data:**

The varantec pro wall cabinet system has been designed in all details for the use in laboratories and training centres as well as for offices. They can be supplied either individually or for installation in rows.

The design and equipment of the cabinets is identical with group 1 and 2. The same materials are used for the components carcass, back wall, shelves and base.

## **Special quality features and system details:**

### **Shelves with grooved mats (option):**

for storing experiment modules, principally with a central partition wall

### **Other shelves:**

see shelves group 1, 25 mm thick as a standard

### **Cabinet base:**

Rigidly mounted base to avoid the warpage of the side walls

### **Locking:**

All-metal three-bolt espagnolette bolt with knob and safety locking cylinder, suitable for general and main locking systems, on request with the electronic locking system varantec lock.

### **Design of the base:**

Integrated cabinet base, 100 mm high, with heavy-duty height adjustment. The height adjustment can be simply operated from inside with a standard tool.

### **Integrated sealing lip for the cabinet base**

for wall units arranged in rows. This avoids the unintentional penetration of cleaning water and the service life of the wall unit is clearly increased. For wet laboratories the base can be supplied made of solid plastics.

### **Sealing profiles at the front:**

in the case of light gray patterns with a sealing profile all around for protection against dust.

### **Rows of slots with armatures for the**

#### **European gradation of 32 mm**

for the flexible equipment with shelves, retractable shelves, drawers and suspension frames. For 600 mm deep cabinets 3 rows of holes per side are provided for.

### **270° all-metal armatures**

4 self-locking and space-saving 270° all-metal armatures for the cabinet doors

### **Shelf supports**

made of metal, nickel-plated, with safety pegs against unintentional pulling out

### **Steel drawers freely adjustable, retractable shelves and suspension frames**

with ball bearing guide and telescopic extension and stop control

### **Glass elements**

On request, toughened safety glass is available.

## **Delivery**

Basic cabinets are delivered either completely assembled or as preassembled unit for self-assembly. Cabinets for installation in a row are always supplied as preassembled units for self-assembly. In the case of complex wall units we recommend to have them installed by our experts.

## **Selection of pattern:**

According to the standard patterns of the varantec programme. The complete range of cabinets is also available completely of EGB design.

## **Explanation of expressions:**

### **The basic cabinet**

The basic cabinet is either a self-contained cabinet or the first cabinet of a wall unit which is composed of elements which are put next to one another. The cabinet has two side walls and is provided for the direct connection of additional cabinets in a row. On request, the basic cabinet is delivered completely assembled.

### **The attachment cabinet**

The attachment cabinet is directly fitted to the basic cabinet or to the already available row cabinets. It is only equipped with one side wall which in turn is fitted to the following cabinet. Attachment cabinets are always delivered as preassembled individual components.

### **The top cabinet**

The design and material of the top cabinet correspond to the high-level cabinets onto which it is directly placed. It is used either with or without facing and, as a rule, is equipped with an adjustable shelf.

## **System dimensions basic cabinets / row cabinets for laboratory and training centre:**

Size 1: 1020 / 1000 x 600 x 2000 mm (width x depth x height)

Size 2: 1020 / 1000 x 420 x 2000 mm (width x depth x height)

Size 3: 620 / 600 x 600 x 2000 mm (width x depth x height)

Size 4: 620 / 600 x 420 x 2000 mm (width x depth x height)

## **Basic cabinets/row cabinets for office and communication:**

Size 5: 820 / 800 x 600 x 2000 mm (width x depth x height)

Size 6: 820 / 800 x 420 x 2000 mm (width x depth x height)

Size 7: 1620 / 1600 x 600 x 2000 mm (width x depth x height)

Size 8: 1620 / 1600 x 420 x 2000 mm (width x depth x height)

## **System dimensions of top cabinets:**

The width and depth correspond to the high-level cabinet concerned.

Height without facing: 720 mm

Height with facing: 900 mm



**varantec®lock**

With the electronic locking system the complete cabinet system varantec pro can be locked quickly and safely with the push of a button.

# varantec® pro group 3: High-level cabinets for laboratory and office

**1**

**Basic cabinet with 2 all-over wing doors**

Size: 1020 x 600 x 2000 mm  
(width x depth x height)

**2**

**Row cabinet with glass wing doors with 4/5 glazing inclusive all-around frame**

Size: 1000 x 600 x 2000 mm  
(width x depth x height)

**3**

**Row cabinet with glass wing doors with full glazing inclusive all-around frame**

Size: 1000 x 600 x 2000 mm  
(width x depth x height)

**4**

**Row cabinet with glass wing doors with frameless full glazing**

Size: 1000 x 600 x 2000 mm  
(width x depth x height)







**5**

**Row cabinet with rollere shutters and drawers**

Size: 1000 x 600 x 2000 mm  
(width x depth x height)

**6**

**Row cabinet as open hall cupboard**

(On request also with double doors at the front)

Size: 1000 x 600 x 2000 mm  
(width x depth x height)

**7**

**Top element as basic cabinet**

with facing, 2 all-over wing doors and 1 adjustable shelf

Size: 1000 x 600 x 900 mm  
(width x depth x height)

**8**

**Top element as row cabinet**

with facing, 2 all-over wing doors and 1 adjustable shelf

Size: 1000 x 600 x 900 mm  
(width x depth x height)

With the electronic locking system varantec lock complete wall units can be locked quickly and safely with the push of a button.



Note: Interior fittings of the cabinet, see following pages!

# Interior fittings for high-level cabinet systems varantec®pro und varantec®select

1

**Equipment in the top part:**

2 adjustable shelves and 1 stationary structural shelf

**Equipment in the bottom part:**

6 adjustable drawers, being completely retractable

2

**Equipment in the top part:**

Shelves with double-sided slot mats for installing DIN A4 experiment boards

**Equipment in the bottom part:**

3 adjustable drawers, being completely retractable

3

**Equipment in the top part:**

2 adjustable shelves and 1 stationary structural shelf

**Equipment in the bottom part:**


1 suspension frame for DIN A4, crosswise,  
2 lines with telescopic extension,  
1 retractable bottom with telescopic extension, load carrying ability 50 kg

4

**Fittings:**

4 adjustable glass shelves

1 interior lamp





**5**

**Equipment in the top part:**

Elegant, lockable roller shutter with 2 adjustable shelves and 1 stationary structural shelf

**Equipment in the bottom part:**

6 adjustable drawers, being completely retractable inclusive additional facings with elegant segment handles, chromium-plated

**6**

**Equipment in the top part:**

1 continuous storage place

**Equipment in the left-hand part:**

1 adjustable shelf

1 stationary structural shelf

6 adjustable drawers, being completely retractable, inclusive additional facings at the front with elegant segment handles, chromium-plated

**Equipment in the right-hand part:**

1 clothes bar, fitted crosswise

**7**

**Equipment:**

1 adjustable shelf

**8**

**Equipment:**

1 adjustable shelf

3

4

5

6

# varantec® pro wall cabinet system for office and communication

## **Basic cabinet with 2 all-over wing doors**

Size: 820 x 420 x 2000 mm

(width x depth x height)

Equipment in the top part:

2 adjustable shelves and 1 stationary structural shelf

Equipment in the bottom part:

2 suspension frames, for DIN A4 crosswise, 2-lines, with telescopic extension



## **Note:**

The varantec pro cabinet system for office and communication differs from the laboratory cabinet line mainly by the width of 800mm.

## **Row cabinet as open element**

Size: 800 x 420 x 2000 mm (width x depth x height)

Equipment in the top part:

Open shelf element, 2 adjustable shelves, 1 stationary structural shelf

Equipment in the bottom part:

1 extension for depositing documents

2 suspension frames, for DIN A4 crosswise inclusive additional facings at the front, 2-lines, with telescopic extension, elegant segment handle chromium-plated

Pattern: maple



**Basic cabinet with glass wing doors  
with frameless glazing**

Size: 820 x 420 x 2000 mm  
(width x depth x height)

Equipment:

4 adjustable glass shelves

1 interior lamp

frameless glass doors with elegant  
segment handles, chromium-plated

Pattern: maple



**High-level cabinet with two  
all-over sliding doors**

Size: 1620 x 420 x 2000 mm  
(width x depth x height)

1 central partition wall, 2 large sliding  
doors with elegant segment handles  
light blue RAL 5012

Equipment at the left-hand side:

3 adjustable shelves

1 stationary shelf

Equipment at the right-hand side:

1 clothes bar, crosswise

The aluminium cabinet system varantec®select for highest demands on functionality and aesthetics



varantec select stands for maximum aesthetics combined with optimized functionality and innovation. The supporting structure together with perfect detail solutions allow the pleasant appearance and ensures highest quality.

The laterally adapted aluminum profiles give the whole system an extraordinary look of quality. Due to the well adapted surface structure of the profiles (grooving), a perfect unit is obtained in connection with the table systems varantec 4 and varantec C.

varantec select consists of 3 groups just like the cabinet programme varantec pro:

**Group 1: Basic cabinets**

Within this group the cabinets with drawers, wing doors and roller shutters are available as single or double cabinets resp. of a height of up to 1600 mm. The wing doors are made of highly compressed fine chipboards with structural and anti-dazzle plastic covering or alternatively made of glass (toughened safety glass ESG on request).

**Group 2: Sideboards**

The sideboards can be equipped with sliding doors or roller shutters. The sliding doors are made of highly compressed fine chipboard with structural and anti-dazzle plastic covering or alternatively made of glass (toughened safety glass ESG on request). The sideboards are deliverable up to a height of 1600 mm.

**Group 3: High-level cabinets for laboratory and office**

This group can be equipped with drawers, wing doors, sliding doors and roller shutters. The wing doors and sliding doors are made of highly compressed fine chipboard with structural and anti-dazzle plastic covering or alternatively made of glass (toughened safety glass ESG on request) with and without frames. The standard overall height is 2000 mm. With top cabinets and ceiling facings the cabinet walls can be extended to the top up to the lower edge of the ceiling.

# varantec® select aluminium cabinet system group 1: basic cabinets

Basic cabinets with drawers, wing doors and roller shutters

## Basic design / Technical data:

2 front and rear aluminium profiles with varantec profile structure  
2 functional grooves at the long side and 1 functional groove at the front for attaching useful system components such as swivelling storage places, high desk etc.

## Carcass design:

The varantec select carcass is of extremely strong design. The side walls are reinforced. Due to an increased thickness of the material for the carcass, varantec select cabinets can bear high loads.

Top board, back wall, shelves, base, lock, sealing bands and drawer system are identical with the detailed description of the cabinet system varantec pro.

## System dimensions:

### 1. System dimensions of single cabinets and/or double cabinets with drawer system standard

Width: Single cabinets 470 mm, double cabinets 880 mm

Height: 780 mm, 1000 mm, 1200 mm, 1600 mm

Depth: 600 mm

### 2. System dimensions of single cabinets and/or double cabinets with drawer system compact DIN A4

Width: Single cabinets 470 mm, double cabinets 880 mm

Height: 780 mm, 1000 mm, 1200 mm, 1600 mm

Depth: 420 mm, 600 mm

### 3. System dimensions of single cabinets and/or double cabinets with wide wall drawer system 1

Width: 860 mm as single cabinet and 1660 mm as double cabinet

Height: 780 mm, 1000 mm, 1200 mm, 1600 mm

Depth: 420 mm, 600 mm

### 4. System dimensions of single cabinets with wide wall drawer system 2

Width: 1260 mm

Height: 780 mm, 1000 mm, 1200 mm, 1600 mm

Depth: 420 mm, 600 mm

## Selection of patterns:

According to the standard patterns of the varantec programme.

The complete cabinet programme, alternatively available of EGB design.

## Note:

The illustrated models represent only a small selection of the possible design variants. They give a general idea of the most important features.



### varantec select basic cabinet

#### Single cabinet with standard drawer system

Division of drawers according to the catalogue of the varantec system components

Figure: Pattern light gray, EGB completely conductive, top with basic edge and decorative multiplex banding, design handle made of spring steel

Size: 470 x 600 x 780 mm (width x depth x height)



### varantec select basic cabinet

#### Cabinet with glass wing doors

Figure: Pattern beech, top with basic edge, handles chromium-plated, equipped with 3 glass shelves

Size: 860 x 420 x 1000 mm (width x depth x height)



**Note:**  
This model is additionally  
equipped with the electronic  
locking system varantec lock.



**varantec select basic cabinet**

**Single cabinet with drawers with wide wall drawer system 1**

Division of drawers according to the catalogue  
of the varantec system components

Figure: Pattern beech, top with nicely shaped postforming edge,  
elegant segment handles chromium-plated

Size: 860 x 420 x 1000 mm (width x depth x height)

**varantec select basic cabinet**

**Single cabinet with drawers with wide wall drawer system 2**

Division of drawers according to the catalogue of the  
varantec system components. Figure: Pattern maple, top with nicely  
shaped postforming edge, elegant segment handles chromium-plated

Size: 1260 x 420 x 1200 mm  
(width x depth x height)



**varantec select basic cabinet**

**Cabinet with roller shutters**

Figure: Pattern maple, top with nicely shaped postforming  
edge, elegant segment handles chromium-plated

Size: 1260 x 420 x 1200 mm (width x depth x height)

**varantec select basic cabinet**

**Double cabinet with drawers with wide wall drawer system 1**

Division of drawers according to the catalogue of the varantec system  
components. Figure: Pattern light gray, not conductive, top with nicely  
shaped postforming edge, handles light blue RAL 5012

Size: 1660 x 420 x 1600 mm (width x depth x height)

# varantec®select aluminium cabinet system group 2: sideboards

## Basic design / Technical data:

2 front and rear aluminium profiles with varantec profile structure 2 functional grooves at the long side and 1 functional groove at the front for attaching useful system components such as swivelling storage places, high desk etc.

The design of the cabinets is identical with those of group 1. For the components top board, carcass, back wall, shelves and base, the same materials are used.

## System dimensions:

Width: 860 mm 1260 mm, 1660 mm, 1860 mm,  
2060 mm

Height: 780 mm, 1000 mm, 1200 mm, 1600 mm

Depth: 400 mm, 600 mm

## Selection of pattern:

According to the standard patterns of the varantec programme.

The complete range of cabinets is alternatively available of EGB design.

## Note:

The illustrated models represent only a small selection of the possible design variants and give a general idea of the most important features.



### **varantec select sideboard with horizontal roller shutters**

Figure: Pattern maple, top with nicely shaped postforming edge, elegant segment handle chromium-plated, equipped with 3 shelves, roller shutters silver gray

Size: 860 x 400 x 780 mm (width x depth x height)

### **varantec select sideboard with plastic sliding doors**

Figure: Pattern light gray, top with basic edge, design handles made of spring steel, 3 adjustable shelves, at the front 2 sliding doors inclusive lock

Size: 1660 x 400 x 1200 mm (width x depth x height)



**varantec select combination sideboard with glass sliding doors  
and horizontal roller shutters**

Figure: Pattern beech, top with nicely shaped postforming edge

Bottom sideboard:

equipped with 6 shelves, 1 central partition wall, elegant segment handles chromium-plated, modern roller shutters silver gray

Size: 1660 x 600 x 1000 mm (width x depth x height)

Top sideboard:

equipped with 6 glass shelves (ESG), 1 central partition wall, at the front glass sliding doors (ESG) inclusive lock, 1 central partition wall

Size: 1660 x 400 x 1000 mm (width x depth x height)



# varantec®select aluminium cabinet system group 3: High-level cabinet system for laboratory and office

High-level cabinets equipped with drawers, shelves and vertical roller shutters

## **Basic design / Technical data:**

The delivery is possible as single cabinets or for installation in rows. The design and equipment of the cabinets is largely identical with group 1 and 2. The same materials are used for the basic components.

## **Special quality features and system details:**

Aluminium profiles with varantec profile structure.

2 aluminium profiles at the front and at the back each with 2 functional grooves at the long side and a functional groove at the front for attaching useful system components such as swivelling storage places, high desks etc.

## **Cabinet base:**

Rigidly mounted base to avoid the warpage of the side walls

## **Locking:**

All-metal three-bolt espagnolette bolt with knob and safety locking cylinder, suitable for general and main locking systems, on request with the electronic locking system varantec lock.

## **Design of the base:**

Integrated cabinet base, 100 mm high, with heavy-duty height adjustment, for easy operation from the inside.

## **Integrated sealing lip for the cabinet base**

for wall units arranged in rows. This avoids the unintentional penetration of cleaning water and the service life of the wall unit is clearly increased.

## **Sealing profiles at the front:**

in the case of light gray patterns for protection against dust.

## **Rows of slots with armatures for the European gradation of 32 mm**

for the flexible equipment with shelves, retractable shelves, drawers and suspension frames.

3 rows of holes for 600 mm deep cabinets.

## **270° all-metal armatures for cabinet doors**

self-locking and space-saving

## **Shelf supports**

made of metal, nickel-plated, with safety pegs

## **Steel drawers freely adjustable, retractable shelves and suspension frames**

with ball bearing guide and telescopic extension and stop control

## **Delivery**

Single cabinets are delivered either completely assembled or as preassembled single components for self-assembly. Cabinets for installation in a row are always supplied as preassembled units for self-assembly. In the case of complex wall units we recommend to have them installed by our experts.

## **Selection of pattern:**

According to the standard patterns of the varantec programme. The complete range of cabinets is also available completely of EGB design.

## **The assembly of the high-level cabinet system varantec®select**

varantec select has been developed according to the most modern points of view. The assembly of large cabinet walls is very easy and can be made quickly and rationally.

## **The modular principle**

The varantec select aluminium high-level cabinet programme offers four modules:

### **1. Single cabinet**

This cabinet can be installed individually as self-contained cabinet in a room and is equipped with 2 front and rear aluminium profiles each of the varantec design profile structure.

System dimensions:

Size 1: 1660 x 600 x 2000 mm

Size 2: 1660 x 420 x 2000 mm

Size 3: 1060 x 600 x 2000 mm

Size 4: 1060 x 420 x 2000 mm

Size 5: 860 x 600 x 2000 mm

Size 6: 860 x 420 x 2000 mm

Size 7: 660 x 600 x 2000 mm

Size 8: 660 x 420 x 2000 mm

### **2. Basic cabinet of a row**

This cabinet is the first element in a cabinet wall and has 2 out-sides. The left outside with a front and a rear aluminium profile.

Size 1: 1030 x 600 x 2000 mm

Size 2: 1030 x 420 x 2000 mm

Size 3: 830 x 600 x 2000 mm

Size 4: 830 x 420 x 2000 mm

Size 5: 630 x 600 x 2000 mm

Size 6: 630 x 420 x 2000 mm

### **3. Cabinet for installation in a row**

The row cabinet is directly fitted to the basic cabinet or to the already available row cabinets .

It is equipped with one side wall.

Size 1: 1000 x 600 x 2000 mm

Size 2: 1000 x 420 x 2000 mm

Size 3: 800 x 600 x 2000 mm

Size 4: 800 x 420 x 2000 mm

Size 5: 600 x 600 x 2000 mm

Size 6: 600 x 420 x 2000 mm

### **4. The end cabinet of the row**

The end cabinet of the row is always the last element of a cabinet wall and has 1 right-hand side wall with a front and a rear aluminium profile.

Size 1: 1020 x 600 x 2000 mm

Size 2: 1020 x 420 x 2000 mm

Size 3: 820 x 600 x 2000 mm

Size 4: 820 x 420 x 2000 mm

Size 5: 620 x 600 x 2000 mm

Size 6: 620 x 420 x 2000 mm



**varantec®lock**

With the electronic locking system the complete cabinet system varantec select can be locked quickly and safely with the push of a button.

# varantec®select aluminium cabinet system group 3: High-level cabinet system for laboratory and office

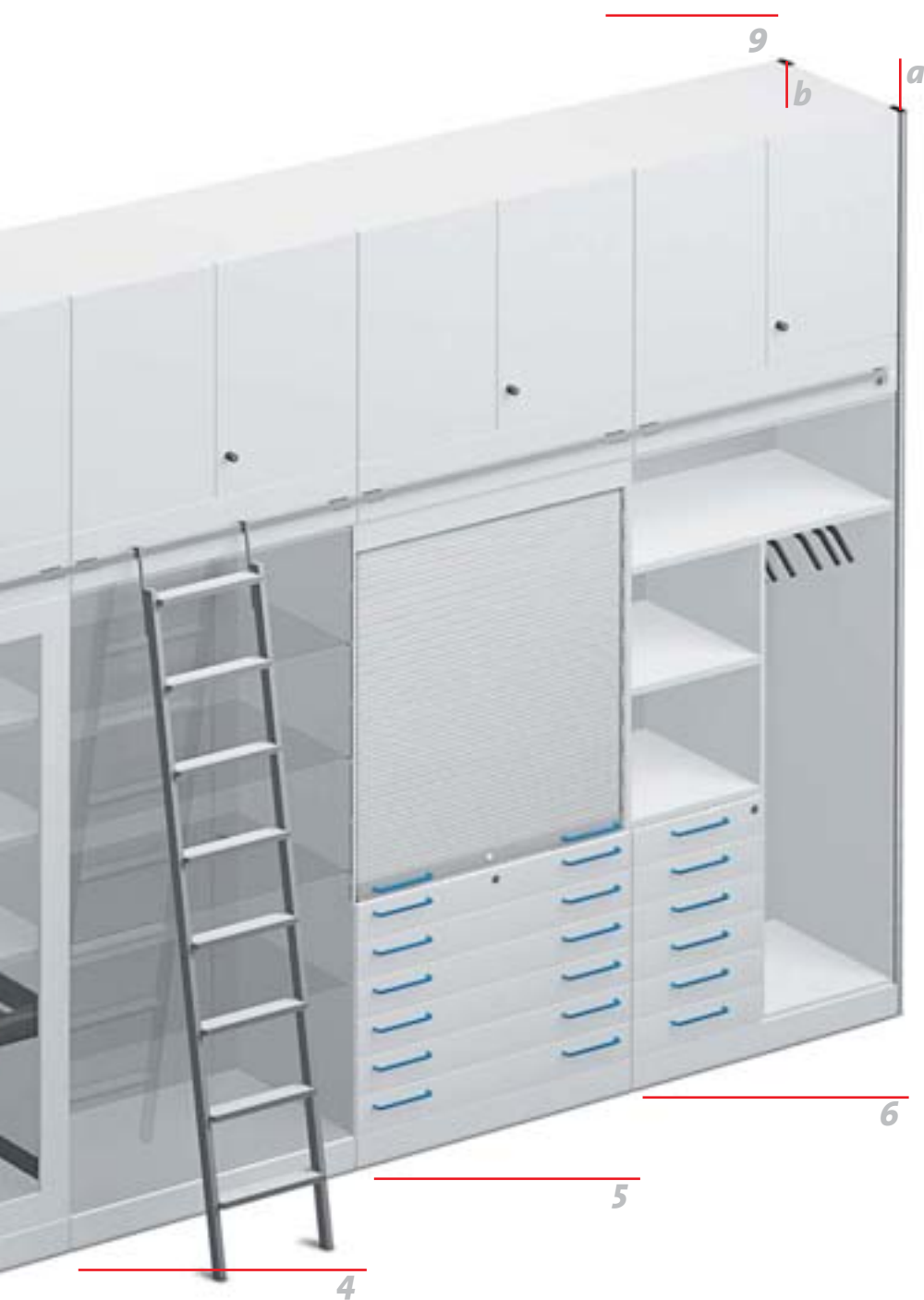
**1**  
**Basic cabinet with 2 all-over wing doors and 2 aluminium profiles**  
Size: 1030 x 600 x 2000 mm  
(width x depth x height)

**2**  
**Row cabinet with glass wing doors with 4/5 glazing inclusive all-around frame**  
Size: 1000 x 600 x 2000 mm  
(width x depth x height)

**3**  
**Row cabinet with glass wing doors with full glazing inclusive all-around frame**  
Size: 1000 x 600 x 2000 mm  
(width x depth x height)

**4**  
**Row cabinet with glass wing doors with frameless full glazing**  
Size: 1000 x 600 x 2000 mm  
(width x depth x height)





**5**  
**Row cabinet with rollere shutters  
 and drawers**

Size: 1000 x 600 x 2000 mm  
 (width x depth x height)

**6**  
**Row cabinet as open hall cupboard  
 with 2 aluminium profiles**

(On request also with  
 double doors at the front)  
 Size: 1020 x 600 x 2000 mm  
 (width x depth x height)

**7**  
**Top element as basic row cabinet with  
 facing, 2 all-over wing doors and  
 2 aluminium profiles**

Size: 1030 x 600 x 900 mm  
 (width x depth x height)

**8**  
**Top element as row cabinet with facing,  
 2 all-over wing doors**

Size: 1000 x 600 x 900 mm  
 (width x depth x height)

**9**  
**Top element as row cabinet at the end  
 with facing, 2 all-over wing doors  
 and 2 aluminium profiles**

Size: 1020 x 600 x 900 mm  
 (width x depth x height)

**a**  
**Aluminium profile at the front**

**b**  
**Aluminium profile at the back**

**Note: The interior fittings of the cabinets  
 are identical with the system components  
 of the cabinet programme varantec pro.**

## varantec®select aluminium cabinet system group 3: High-level cabinet system for laboratory and office

### **varantec®select single cabinet with plastic sliding doors and wide wall drawer system 1**

Figure: Pattern maple, elegant segment  
handles, chromium-plated

Top part:

At the front 2 sliding doors inclusive lock  
(suitable for a general locking system)

4 adjustable shelves inclusive  
1 central partition wall

Bottom part:

Double drawer element  
with wide wall drawer system 1

Equipment:

2 retractable storage places fitted on  
high-quality guides, 4 drawers 6HE with  
wide wall system 1 inclusive lock

Size: 1660 x 420 x 2000 mm  
(width x depth x height)



### **Note:**

The described interior equipment of  
the cabinets are only possible variants.  
A configuration with various elements of  
the cabinet series varantec select and  
varantec pro is feasible.



**varantec®select single cabinet  
with 2 all-over wing doors**

Figure: Pattern beech

Equipment:

3 adjustable shelves

1 stationary structural shelf

Size: 860 x 420 x 2000 mm



**single cabinet as high-level cabinet  
with 2 all-over sliding doors**

Figure: Pattern maple, elegant segment  
handles, chromium-plated

Equipment of the left-hand side:

3 adjustable shelves

1 stationary structural shelf

Equipment of the right-hand side:

1 clothes bar, cross wise

1 central partition wall

Size: 1660 x 420 x 2000 mm

# varantec®19 – The modern 19 inch cabinet system of the varantec series



The claim to be able to design continuously and in all details extraordinary equipment such as technical laboratories, requires a completely newly dimensioned 19 inch cabinet programme.

The 19 inch professional cabinet system varantec 19 was adapted to the furniture systems varantec 4 and varantec C with regard to form and function. The identical surface structures of the aluminium profiles emphasize the system-based development in this field. The continuousness of the laboratory equipment gives the visitor a feeling of perfection and professionalism.

Four vertical aluminium profiles screwed with the top and bottom steel frame form the solid basic framework of this cabinet system. They emphasize the high-quality appearance of the equipment simultaneously with extended functions. The aluminium profiles together with the table systems varantec 4 and varantec C form a distinctive unit.

#### **Characteristic features of varantec®19**

- Cabinet as per DIN 41494
- IP protection class 20
- Solid and welded steel frame at top and bottom
- 4 aluminium profile legs, solidly screwed with the steel frame.  
2 front and rear profiles each of varantec Design profile structure
- Aluminium profile leg with 6 functional grooves:  
2 functional grooves at the outside and inside of the profile as well as 1 functional groove at the front and back for the connection of useful system components such as interior cabinet lamps, electrification channels, 19 inch accessories etc.
- Stationary execution with height compensating plates
- Movable design with heavy-load rollers, Ø 125 mm, load per roller 110 kg
- 4 system heights:  
Height 1: 780 mm (16 HE)  
Height 2: 1214 mm (26 HE)  
Height 3: 1614 mm (35 HE)  
Height 4: 2014 mm (43 HE)
- 2 depths:  
Depth 1: 680 mm, useful depth 600 mm  
Depth 2: 880 mm, useful depth 800 mm

**System width:**

Very compact structural shape of 555 mm system width

- Different dimensions are deliverable on request
- Lateral parts and back wall made of steel plates, powder-coated, easily demountable. With a height of 780 mm made of highly compressed fine chipboard with a structural, anti-dazzle plastic covering
- For the heights of 1214 mm, 1614 mm and 2014 mm the top is made of steel plate, powder-coated, alternatively a postforming board of 40 mm thickness
- For the height of 780 mm the top plate and shape of edges match with the basic table with a postforming board
- 19 inch gradation at the front and back for fitting 19 inch full racks and sliding rails

**Comprehensive accessories:**

- Door at the back
- Door at the front made of safety glass and steel plates resp.
- Top steel plate with ventilating fan inserts
- Retractable keyboard supports with mouse pad
- Shelves with heavy-duty telescope extensions
- 19 inch drawers with 3 or 6 HE front plate, anodize or lacquered, with bow-type handle
- Set of steering rollers consisting of 4 heavy-load steering rollers, 2 of them of lock-type, diameter 125 mm, load per roller 100 kg. The overall height is thus increased by approx. 150 mm. The set of steering rollers can be integrated later.
- 19 inch sliding rails for installation in standard cabinets
- Interior cabinet lamp
- Earthing for back wall, side walls, front door and sliding rails
- Additional electrification channels
- Cage nuts and screws

The cabinets are preassembled as a standard for self-assembly. On request, deliverable completely mounted.



Alternative top:  
40 mm thick  
postforming  
board



**Figure: varantec 19 mit 43 HE**

1. Size: 555 x 880 x 2014 mm (43 height units)
2. Top steel plate, alternatively postforming board 40 mm
3. Aluminium leg profile
4. Sidewall made of steel plate
5. Height compensating plates
6. Glass doors (ESG) at the front, alternatively made of steel plate
7. Back wall made of steel plate
8. Solid steel frame
9. Quick connection (option)

# varantec®19 – The modern 19 inch cabinet system of the varantec series

4 system heights and 2 system depths  
allow the use in practically all  
technical departments.

## Heights:

Height 1: 780 mm (14 HE)

Height 2: 1214 mm (26 HE)

Height 3: 1614 mm (35 HE)

Height 4: 2014 mm (43 HE)

## Depths:

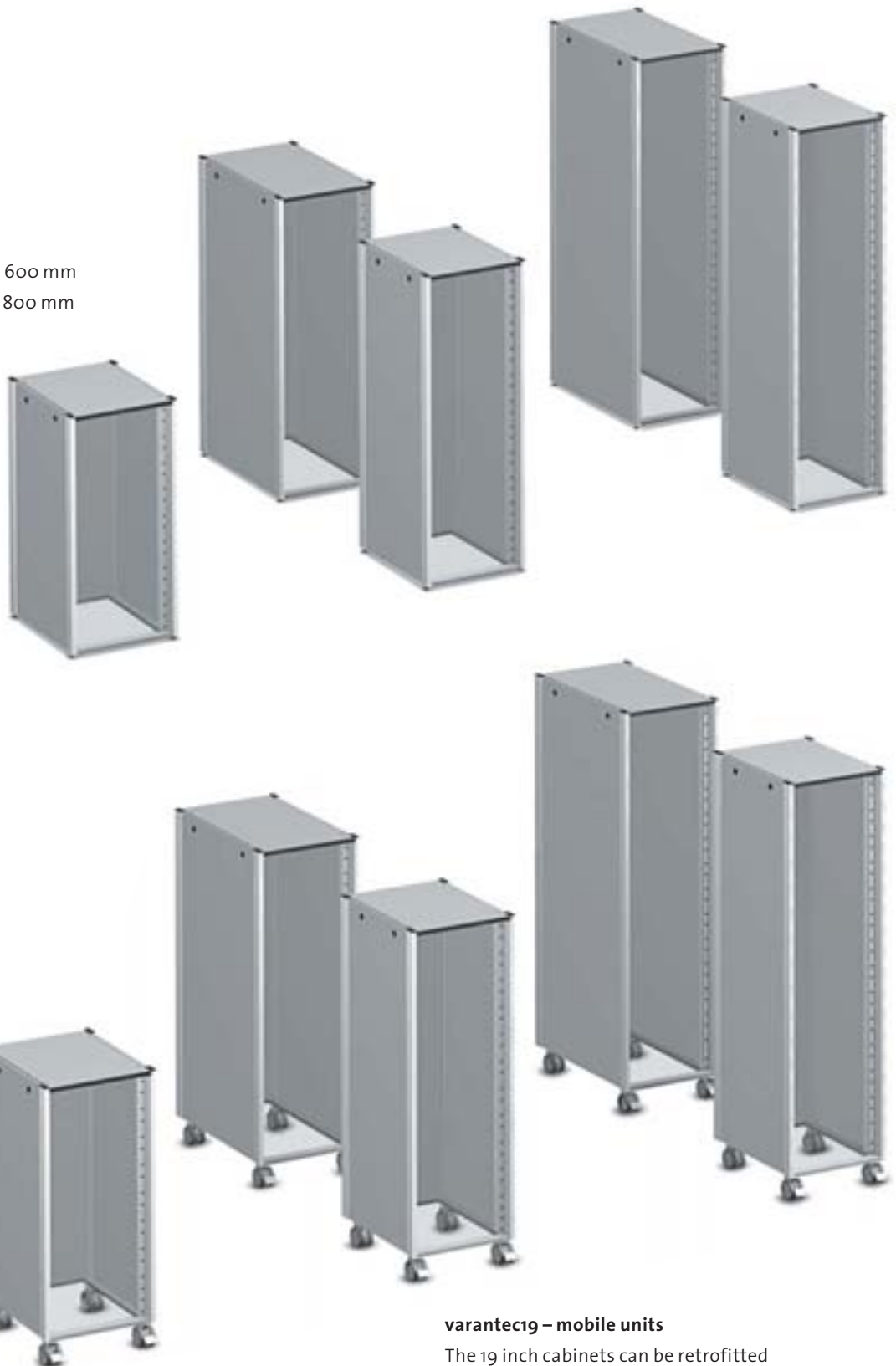
Depth 1: 680 mm, useful depth 600 mm

Depth 2: 880 mm, useful depth 800 mm

## Widths:

Width: 555 mm

Due to the slim aluminium  
profile legs the dimensioning  
of the 19 inch cabinet range  
is very compact. With a width  
of 555 mm less cubic  
measure is required.



### varantec19 – mobile units

The 19 inch cabinets can be retrofitted  
with a set of steering rollers at any time.  
The overall height then increases by 150 mm.  
The load per roller is 110 kg.

varantec 19 together with the furniture systems varantec 4 and varantec C form a continuous unit. The surfaces of the aluminium profile legs of cabinets and tables have the same structure. Complete testing systems for electric safety and function from erfi are integrated in the 19 inch cabinets in a user-friendly way. The laboratory equipment is installed in the 19 inch cockpits of the laboratory working places. The result is an optically combined unit of laboratory and testing systems.

varantec – a product of distinctive character and exemplary qualities. Due to the unusually extensive and efficient system components, this furniture system guarantees highest functionality and quality.



**varantec®19 – Network and server cabinets for the IT field of application**

varantec 19 cabinets can also ideally be used in the field of IT technology and can be combined with the LAN working places of the systems varantec 4 and varantec C.


**Network cabinets**

With a depth of 880 mm varantec 19 offers sufficient wiring space and is predestined as network cabinet. Additionally adaptable wiring channels in the inside ensure good order.

Complete industrial PC's of the format 19 inch/4 HE can be elegantly integrated.

**Server cabinets**

The installation of servers between the inch racks is also possible due to the large mounting depth. Retractable shelves with heavy-load telescopic rails allow the installation of tower enclosures. For the optimal ventilation the top plate can be equipped with up to 6 fans.



*varantec MAX cable channel system*

*The adaptable cable channel system varantec MAX of the tables houses the amount of cable of the varantec 19 network and server cabinets and protects the same against outer*

# Mobile equipment for office and technical departments of the varantec®System varantec®*mobil* model series alto and compact

## **varantec®*mobile* alto and compact**

In many sections of a company mobile furniture is required. The programme varantec *mobil* offers the model series alto and compact for different purposes.

### **The model series varantec®*mobil* alto**

This series is characterised by an extremely solid design. It is best suited for a rough environment such as in mechanical workshops and guarantees a maximum of stability.

## **Configurations**

The illustrations show exemplary possibilities of modular combinations without pretending to be complete. The standard configuration for office and technical departments can easily meet individual requirements. In addition, erfi offers special designs of variable heights. Further information is contained in our brochure varantec system components.

### **varantec®*mobile***

are mobile units of modular design for office and technical departments.



### **Mobile table trolley**

780 mm high, highly loadable work top of 600 x 600 mm.  
Organisation units at choice: shelves, blocs of drawers for technical purposes and office, special attachments on the same levels as the tables etc.

### **Trolley Orgamobile 1200/1500**

1200 and 1500 mm high, useful area 600 x 600 mm.  
Modules at choice: table top, swivelling, shelves, blocs of drawers for technical purposes and office.

**Structure of the trolley**

A solid and welded steel frame made of high-quality profile tube rests on wide roller profiles for a good distribution of the load, carrying capacity per roller 70 kg. varantec system profiles are vibrationless and screwed to the steel structure. All modules can be positioned at any height by means of the aluminium grooved profiles.

**Quality of material**

All work tops are laminated with melamine and have a impact-resistant plastic edge. Shelves and surfaces 30 mm thick, table top highly loadable of 40 mm thickness.

**Dimensions****Mobile laboratory tables:**

Dimensions 1200, 1600, 1800 und 2000 mm.

**Table trolley/Orgamobile/Datamobile:**

Surface of the trolley 800 x 760 mm (width x depth),

useful area 600 x 600 mm

Basic heights 780 / 1200 / 1500 mm

**Mobile cockpits:**

Surface of the trolley 730 x 760 mm (width x depth),

useful area/19 inch drawer unit 526 x 500 mm (width x depth),

basic heights 780, 1200, 1500 mm

**Datamobile**

Designed as sitting and standing working place. Useful area 600 x 600 mm. Swivelling monitor shelf, retractable keyboard support with integrated multiple connector strip. Modules at choice: work top with extension, shelves, blocs of drawers for office organisation.

**Datamobil 1200**

1200 mm high, designed for two working levels: monitor, computer/keyboard

**Datamobil 1500**

1500 mm high, designed for three working levels: monitor, computer/keyboard, printer.

**Cockpitmobil**

To be used as sitting or standing working place. Height 780 mm to 1500 mm. Modules at choice: 19 inch drawer unit, mounting heights 3-28 HE. Work top with extension, shelves, blocs of drawers for technical purposes and office. Useful area: 526 x 500 mm (width x depth)

**Mobile device trolley**

Height 780 mm to 1500 mm, to be equipped with 19 inch sub-racks and full racks. Mounting height: 3-27 HE. Sliding rails steplessly adjustable.

# The model series varantec® mobil compact

The elegant model series compact is of robust design in spite of the optimised weight. Thanks to the use of modern materials and design principles, compact offers a wide range of application in offices, laboratories and workshops. The series compact allows a maximum of mobility, an enormous variety of functions as well as optimal economic efficiency. Due to the compact construction and the optimal relation outside dimension/useful dimension, this series can perfectly well be used in small rooms or straight at the working place.

## Design of the trolley/travelling mechanism

A high-quality and modern travelling mechanism consisting of two profile legs, two solid transverse beams and four elegant rollers of 75 mm diameter. Two rollers are of lock-type. The slim and vertical aluminium profiles give the system a pleasant appearance. The carrying power of each roller is 70 kg and the rollers are rigidly mounted with the leg profile. The high load capacity is thus ensured. The surface structure (grooving) of the aluminium profiles is identical with the varantec system profiles and together with the table systems varantec 4 and varantec C form a complex unit. All modules are adjustable in height by the grooved aluminium profiles.

## Dimensions

3 widths for 3 fields of application

### 1. Compact – Caddy – Mobile

Field of application: Mobile drawer unit w/rollers for office and laboratory

Self-contained, compact unit for each operator.

Surface of the trolley: 510 x 535 mm (width x depth)

Useful area: 430 x 400 mm

Basic heights: 780, 1100 mm

### 2. 19 inch mobile device trolley

Field of application: Provided for 19 inch partial and full racks

Surface of the trolley: 605 x 535 mm (width x depth)

Useful area: 525 x 400 mm

Basic heights: 780, 1200, 1500 mm

### 3. Orgamobile/Datamobile

Field of application:

For PC's inclusive keyboard, drawers, devices etc.

Surface of the trolley: 700 x 535 mm (width x depth)

Useful area: 620 x 400 mm (width x depth)

Basic heights: 780, 1200, 1500 mm

## Quality of material:

All work tops are laminated with melamine and have an impact-resistant plastic edge. Shelves and surfaces 30 mm thick.

Vertical universal aluminium profile matching with the furniture systems varantec 4 and varantec C.





### Compact-Caddy-Mobile

Useful area: 430 x 400 mm (width x depth)

Height: 780 or 1100 mm

With compact DIN A4 drawer programme for a low mounting depth, organisation units at choice:

Shelves, blocs of drawers with DIN A4 compact drawers, cabinets with roller shutters, retractable supports for laptops etc. To the lateral universal aluminium profile additional system components can be fitted such as lamps, swivel arms, attachment plates etc.



*Caddy-Mobile with an inclinable work top inclusive bow-type handle, inclinable shelf and base plate, pattern: maple, travelling mechanism silver gray  
Height: 780 mm*



*Caddy-Mobile with raised top, DIN A4 compact drawers and lateral attachment board.  
Pattern: light gray, bow-type handle light blue RAL 5012, travelling mechanism silver gray  
Height: 1100 mm*



*Caddy-Mobile with a raised and inclinable top, stopper edge at the front, lockable roller shutters with retractable shelf, 3 adjustable shelves, 1 DIN A4 drawer. Self-drawer unit travelling mechanism with ram protection. Also suitable as lectern or self-contained trolley for individuals. Particularly compact outside dimensions: 480 x 460 x 1100 mm (width x depth x height)  
Pattern: beech*

# The model series varantec® mobil compact

## Orgamobile and Datamobile

Useful area: 620 x 400 mm (width x depth)

Height: 780, 1200 or 1500 mm

The Orgamobile and Datamobile can easily be used for housing PC keyboards. Due to useful system components such as cable rollers, holding rails for stock boxes, retractable keyboard supports etc., the Orgamobile is an „all-purpose trolley“.



*Datamobil for supporting overhead projectors with an adjustable shelf and a base plate  
Pattern: light gray, travelling mechanism silver gray, height: 780 mm*



*Datamobil with a monitor support, retractable keyboard support, drawer unit with drawers and laterally adaptable PC tray. Pattern: maple, elegant segment handles, chromium-plates  
Travelling mechanism silver gray, height: 1200 mm*



*Orgamobil with rigidly mounted holding rail for storage boxes, for use from both sides, holder for cable rollers, a holding rail adjustable in depth for stock boxes, retractable keyboard support and a drawer unit with drawers, base plate as well as laterally adaptable tool holder.*

*Pattern: light gray, bow-type handles light blue RAL 5012, travelling mechanism silver gray, height: 1500 mm*

**19 inch mobile device trolleys**

Useful area: 525 x 400 mm (width x depth)

Height: 780, 1200 or 1500 mm

Ideally suited for installing 19 inch partial and full racks. Designed as sitting or standing working place. The device trolleys can also be equipped with 19 inch device drawer units of 3HE to 28 HE (HE = height units, 1 HE = 44,45 mm). Further modules such as worktops with retractable shelf, shelves, blocs of drawers for technical purposes and office can easily be integrated. In addition device trolleys alternatively without carcass can be used for the direct installation of 19 inch sub-racks and full racks. Solid sliding rails ensure a high stability.



*Device trolley for direct installation of sub-racks and 19 inch full racks. Pattern light gray, travelling mechanism silver gray  
Height: 780 mm*



*Device trolley with 19 inch/21 HE device drawer unit, pattern light gray, travelling mechanism, silver gray  
Height: 1200 mm*



*Device trolley with 19 inch/6 HE device drawer unit, retractable shelf as well as drawer unit with 2 drawers, pattern maple, bow-type handles chromium-plated, travelling mechanism, silver gray  
Height: 1500 mm*

# Index A-Z

<b>A</b>			
A4 attachments	66,67	Cabinets with double wing glass doors	145, 150, 151, 155, 158, 164, 165
A4 Cockpits	81	Cabinets with drawers	37-39, 144-145, 158-159
Access rights, electronic locking system varantec lock	42,43	Cabinets with drawers, metal	41
Accessories 19inch cabinet system varantec 19	169	Cabinets with drawers, wood	37-39, 144-145, 158-159
Accumulator screw driver	99	Cabinets with glass sliding doors	146, 147, 161
Active light dimensions	46	Cabinets with grooved mats	93
acto Insert board programme	44,45	Cabinets with roller-shutters	145-147, 159, 160, 161
Adaptable cabinet	148-153, 162-165	Cabinets with sliding doors	146, 147, 160, 161
Adapter, invisible	19	Cabinets with troughs	93
Add-on elements – cabinet wall system varantec vent	140	Cable chambers	18
Support rail for stock boxes, adjustable in height	105	Cable channel system 01	30-31
Advantages electronic locking system varantec lock	42	Cable channel system 02	32-33
Air-operated tools, connection	100	Cable clip	135
Allround legs put inward	11, 13	Cable flap 180°	30-31
Aluminium cabinet system varantec select	156-167	Cable flap 90° with brush	32-33
Aluminium energy channel system, vertical	110	Cable set	29
Aluminium installation cabins	94	Cable tray, at the back	29
Aluminium functional profile profile for storage boards	50	Cable tray, fitted underneath	21, 135
Aluminium system profile varantec	18, 19	Cable tray, height adjustable	135
Aluminium transfer system varantec fix and sensolight	112-117	Caddy-Mobile, model series compact	174, 175
Angular linkages	49	Call centers	141
Anti-dazzle lighting	46-49	Cases	103
Antistatic working places	22-24	centers	141
Arrangeable steel drawers	38, 39	Central protection	89
Articulated cable supports	124	Certification varantec	3, 6, 8, 21, 88-90, 143
Assembly extension arm	99	Circular plates 360° for small items	108
Assembly rail, tech-edge	24	Clamping technique for height adjustment classic – table with allround legs put inward	55, 133, 11
Assembly tables with integrated transfer system	117	C-leg table system varantec C	8, 9, 13
Assembly tables	96-111	CMOS designs (EGB tables)	22-24
Assembly trolley	176	Cockpits 19inch/3HE to 9HE, straight, inclined, inclinable	68-75
Assembly world	112	Cockpits DIN A4	81
assembly	141	Colours for varantec system profiles	19
Attachments 19 inch/3HE to 9HE	62-65	Combinable sideboards	147,161
Attachments DIN A4	66	Combination of lighting systems highlight and sensolight	49
Attachments	58-67	Combined attachments 19inch	64
attachments	76-80	Combined cockpits 19inch	73
<b>B</b>		communication	128-141
Ball roller table for transfer systems	117	Compact drawer systems for wall systems compact	144, 177
Basic boards	22	Compressed air supply rail	100
Basic cabinet	148, 149, 150, 162, 164	Compressed air supply systems	100
Basic cabinets	143-145, 157-159	Conductive cabinet systems	143-167
Basic elements–wall system varantec vent	140	Conductive drawer units	37-41
Basic system components	36-54	Conductive storage boards	50-54
Basic table furniture system varantec 4	13	Conductive work tops	22-24
Basic table furniture system varantec C	13	Conference table Boot	131
Beech top board	25	Connectable drawer units	41
Bistro tables	131	Connectable tables	130, 132, 172, 175
Blind for high-level cabinet systems	151	Connection air-operated tools	100
Blockboard installation walls	95	Contactless switching erfi sensolight	48, 49, 101, 135
boards	50	Control module for retractable tables	89
Bowls	103	Control module, electronic locking system	43
<b>C</b>		Control rooms	118
Cabinet system varantec pro	142-155	Control stations	118
Cabinet system varantec select	156-167	Conventional lamp ballast	49
cabinet systems	151, 165	Corner attachments	67
Cabinet system 19inch varantec 19	171	Corner cockpits	75
		Corner combinations	17
Cabinet with drawers and glass double glass doors	145	Corner storage boards	54
Cabinets with double wing door	144, 145, 149-158,	Corner system channels	45
	162-165, 167	CPU supports, extractable	124
		<b>D</b>	
		Datamobile model series alto	173
		Datamobile model series compact	174, 176
		Daylight adjustment erfi-sensolight	48
		Deep cable channels up to 160 mm	21, 30-33
		Design awards	5
		Design beech	26, 27
		Design maple	26, 27
		Desks	129-130
		Device attachments 19 inch/3HE to 9HE	62-65
		Device cockpits 19inch/3HE to 9HE, straight	70-75
		Device cockpits 19inch/3HE to 9HE, inclined	70-75
		Device cockpits 19inch/3HE to 9HE, inclinable	74
		Device platforms	45
		Device rack technique 19inch	76-79
		Device racks 19inch	87
		Device systems basic and highlab	76, 77
		Device trolleys	172, 173, 177
		devices	91
		Didactic experiment trolley	92
		Didactic system components	82-95
		Dimming function erfi-sensolight	48
		DIN A3 information chart	108
		DIN A4 attachments	66
		DIN A4 cockpits	81
		DIN A4 experiment frames	85-88, 92
		DIN A4 experiment frames, displaceable	91
		DIN A4 information chart	108
		Direct-coated work tops	22
		Displaceable DIN A4 experiment frames	91
		Dividers	38
		Dividers	38
		Double cabinets with drawers	145, 159
		Drawer inserts	38-39
		Drawer unit w/rollers	40, 41
		Drawers 19inch for 19inch cabinet system varantec 19	169
		Drawers	37-39, 144
		drawers	39
		dynamics in the office	128-137
		<b>E</b>	
		EDPP working place lamps	102
		EGB work tables (conductive)	22-24
		Elastic spring steel handles	37, 144, 158, 160
		Electric energy supply for assembly tables	109, 110
		Electric motor driven height adjustment	56, 57
		Electric motor driven retractable tables	88-90
		Electronic lamp ballast	46, 47, 49
		Electronic locking system	42, 43
		Energy attachment with cable flap for LAN tables	124
		Energy attachment/energy cockpit	60, 61
		Energy chain, flexible for offices	135
		Energy insert board programme acto	34-35
		Energy saving	48
		Energy supply chain	124
		engineering	58-81
		Equalizing blinds for combination tables	10
		Equipment examples, training centers	90
		Equipment line classic	11
		Equipment line link	10
		Equipment variants 19inch	76-80
		erfi sensolight – sensor-controlled light system	48,101,135
		Ergonomic assembly places – varantec lift	98
		Ergonomic frame construction	21
		Ergonomic spring steel handles	37, 144, 158, 160
		Ergonomic working places	21, 55-57, 98, 133
		ergonomic	133
		Ergonomy	21, 55-57, 98, 133
		ESD working tables (conductive)	22-24

Experiment frames DIN A4	85-88, 92
Experiment frames DIN A4, displaceable	91
Extension shelves for server supports	124
Extension units for cockpits and table attachments	76-80
Extension work tops with cable channel extensions	29 152, 153
Exterior covers	55-57
<b>F</b>	
Fan lamps	102
File cabinets	148-155, 162-167
File signals	38
Filing boxes for forms	38
Flat screen holder type 1	126
Flat screen holder type 2	126
Flush-mounted system components	11, 70, 71, 72, 73
Foot rests	110
Four-leg table system varantec 4	6-7
Frame construction	21
Frameless full glass doors	151, 165
Free-form tables 135°	27, 129
Free-form tables compact	27, 130
Free-form tables L	26, 130
Free-form tables wave	26, 129
Full extension of drawers	37
Functional aluminium profiles for storage boards	50
Functional surfaces	127
<b>G</b>	
General locking system, electronic	42, 43
General locking system, electronic	42, 43
Glass doors for 19inch wall system varantec 19	169
Glass elements –wall system varantec vent	140
glass plate	125, 126
Group working places	10
GS certification varantec	3, 6, 8, 21, 88-90, 143
<b>H</b>	
Heavy-duty telescopic rails	171
Height adjustable working tables	55, 133
Height adjustable working tables	55-57, 98, 133
Height adjustable working tables	56-57, 98, 133
Height adjustment, by a hand crank	56-57, 98
Height adjustment, electric motor driven	56-57, 133
Height of drawer fronts	37
height scale	55
Height scale	55, 133
High-level cabinets with sliding doors	149, 155, 163, 167
High-level cabinets	148-155, 162-167
highlight – innovative lighting system	46-49
Holders for bowls, cases, tongues	104
Holders for stock boxes type 1	105
Holders for stock boxes type 2	106
Holders for stock boxes	106, 107
Holding rails for stock boxes, adjustable in height and in depth	105
Holding rails for stock boxes, adjustable in height	105
Horizontal aluminium profiles for bowls etc.	104
Horizontal aluminium rail for flat screens	127
Horizontal cable channel system varantec MAX	122, 123
Horizontal supports for multiple connector strips	109, 123
Flat screen support, horizontal	126, 127

**I**

if-design award	5
Imbedded monitor/flat screens with glass plane	125, 126
in height and depth	105
Inclinable 19inch device cockpit	74
inclinable	74
Inclined 19inch device cockpit	70-73
Inclined storage places for stock boxes	106
inclined	70-75
Index A Z	
Individual cabinets with drawers	144, 158, 159
Individual drawer extensions	37
Individual modules	89
Individual tables	13
Individual working place lamps	102
Infrared technology, electronic locking system	42, 43
Insert board programme actio	34-35
Installation cabins	94
Installation walls	95
Integration of monitors and flat screens	125-127
Interior equipment of cabinets	152, 153
Interior lighting of cabinets	145, 146, 152
Island working places for offices and call centers	141
Island working places for training centers	84, 85
IT systems	118-127

**K**

Keyboard clip	127
Keyboard garage	86
Keyless locking system varantec lock	42

**L**

Laboratory and testing systems with 19inch cabinet system varantec 19	171
Laboratory cabinets	148-153, 164-165
Laboratory table tops polypropylene	28
Laboratory table tops technical ceramics	28
Laboratory trolley	172-177
Ladder for high-level cabinet systems	151
LAN tables	124
LAN tbles	119
Large conference tables	131
Legs put inward, allover	11
Legs to be placed inward	21
Lift, adjustment range for height adjustable working tables	56, 57
Lifting speed	56
Light dimensions, active	46
Light regulation	48
Lighting system erfi sensolight	48
Lighting system highlight	46, 47
lighting system	48, 101, 135
Lighting systems for assembly places	101, 102
Lighting systems for laboratory and developement	46-49
Lighting systems for office working places	135
Linear linkages	17
link – linkable table executions	10
Linkable working places	10
Linkage boards	17
Locking mechanism, electronic locking system	42, 43
locking system	43
Long lamps	47

**M**

Magnifying lamps	102
Maintenance units	100
Manual height adjustment	55
Material handling	103-106, 112-117
Material trolley	176
MAX	120-121
Mechatronics – standard working place	86
Metal cabinets with drawers	41
Mobile 19 inch cabinets caranec 19	170
Mobile cockpits model series alto	173
Mobile cockpits model series compact	177
Mobile devices 19inch model series alto	173
Mobile devices 19inch of model series	
Mobile trolleys, varantec mobile	172-177
mobile	173, 176
Modular dimensions 19inch technology	76-79
Modular tables, furniture system varantec 4	14-16
Modular tables, furniture system varantec C	16
Monitor swivel arm	125
Monitor/flat screen, embedded	125, 126
Motorised height adjustment	56-57, 133
Multi-functional classrooms	88-91
Multiplex beech board	25
Multiplex board	25
Multiplex edge	22-23

**N**

Network cabinets	171
------------------	-----

**O**

Octagonal attachments	84
Office board design beech	26, 27
Office board design maple	26, 27
Office cabinets	142-167
Office equipment	128-167, 175
Office lamps	102, 134, 135
Office tables, height adjustable and ergonomic	133
ON/OFF sensor in the system channel	48
ON/OFF sensor, separately	49, 101
Open storage places	65, 80
Open-plan offices	136, 137
Optical unit, electronic locking system	43
Ordering elements for varantec office line	134
Orgamobile model series alto	172
Orgamobile model series compact	176
Organisation elements for drawers	38, 39
Oscillating plates	38
Overhead trolleys	176


**P**

Paper box	134
Partitioning wall systems for table	141
Partitioning wall systems varantec vent	146-140
Patterns	22-28
PC bottom cabinet	40
PC trolley	173, 176
Pencil holders	134
Pentagonal attachments	85
Perforated plate for assembly places	98
Perforated wall for training	95
places	55-57
Plastic drawer inserts	39
Plug-type suspension frames	39
Point radiator	102
Polypropylene work top	28
Postforming board 40 mm thick	23
Postforming board 70 mm thick	24
Presence control – erfi sensolight	48
Presence sensor – erfi sensolight	48

# Index A-Z

Presence-dependent light adjustment	48	Storage boards for corner combinations	54	Trapezoidal tables	132
Printer support	134	Storage boards made of sheet metal	53	Types of tables	12
programme acto	91	Storage boards with postforming edge	50	<b>U</b>	
Programme of drawer units with drawers	37-39	Storage boards with steel frame	51	Universal adaptors	107
Programming electronic locking system	43	Storage boards with system channel	51	Universal assembly extension arms	99
Programming transmitter, electronic		Storage boards with technical functional aluminium profile	50	Universal profile frames for cases shelves	104
<b>R</b>		Storage boards, 500 mm deep	53	Useful depth of drawers	37
Rack technique 19inch	76-79	Storage boards, conductive	50-54	<b>V</b>	
Radio technology, electronic locking system	42, 43	Storage boards, inclinable	52, 53	V4 – working place system	111
Radio transmitter	42, 43	Storage boards, open	65, 66, 67, 80, 81	varantc classic – working places flush with the wall	11
Rails	99	Storage boards, tilted	52	varantec 19 – 19inch cabinet system	168-171
research	46-49	Storage place for soldering copper	45	varantec 19	169
Retractable keyboard support 19inch with mouse pad	169	straight	70-75	varantec 19	169
Retractable keyboard support for table top	127	straight, inclined, inclinable	68-75	varantec 19	169
Retractable keyboard support for varantec mobile	173, 176	strips	109, 123	varantec 19	170
Retractable tables, electro-motorised	88-90	style-drawer unit with postforming edge	37	varantec 19	170
Rise-and-fall pendants	101	Supply terminals	34-35	varantec 4 – 4-leg furniture system	6-7
Roller-shutter elements for high-level		Suspended drawer units adjustable in depth	87	varantec aluminium system profile	18
Room subdividers of 19inch technique	89	Suspended drawer units for double use	86	varantec C – C-leg furniture system	8-9
<b>S</b>		Suspended drawer units	38, 39	varantec fix aluminium transfer system	112-117
Safety certificate, electronic locking system	42, 43	Suspended drawer units, adjustable in depth	87	varantec fixJJ	117
Segment attachments	65	Suspended drawer units, stationary	39	varantec lift – height adjustable working places	55-57
Segment handles for cabinet systems	145-147, 151, 158-161, 166-167	Suspended filing cabinets	152, 154	varantec link – linkable working places	10
Segment tables	132	Swivel arms for holding frames	107	varantec lock – electronic locking system	42, 43
sensollight – sensor-controlled lighting system	47	Swivel holder for foil bags	108	varantec lock	42
Series attachment cabinets	148, 150, 151, 162, 164, 165	Swivelling attachments for 19inch/3HE		varantec lock	42, 43
Series basic cabinets	162, 164	Swivelling attachments for insert board		varantec MAX cable management system	120-123
Series end cabinets	162, 165	Swivelling lamps	102	varantec MAX	122, 123
Server cabinets	171	Swivelling storage places	108	varantec mobil model series alto	172-173
Server integration	124	system	42, 43	varantec mobil model series compact	174-177
Server supports	124	System 1 – height adjustment with height scale	55	varantec office – expression of new dynamic in the office	128-137
Sheet steel cabinets with drawers	41	System 2 – height adjustment with cover	55	varantec pro basic cabinet system	142-155
Sheet steel metal doors for 19inch cabinet system varantec 19	169	System channel, adjustable in height	44-45	varantec select aluminium cabinet system	156-167
Shelves for cases	104	System components flush with the wall	11	varantec vent wall system	136-141
Shelves with grooved mats	93, 144, 152	System components for assembly engineering	96-117	varantec vent	140
Shelves with heavy-duty telescopic		System components for electrical engineering	58-81	Variety of designs for work tops	26, 27, 129, 130
Shelves	144, 148	System components for LAN and IT systems	117-127	ventilation inserts	169
Short lamps	47	System components for office and communication		Vertical aluminium energy channel system	110
Sideboards	146, 147, 160, 161	System components for training system varantec 19	82-95	Vertical cable channel system	
Sitting and standing working places	56-57, 98, 133	system	169	varantec MAX	120-121
Sitting edge with angular linkages	17	system	117	Vertical mounting plates	42
Sliding blocks	19	system	42, 43	<b>W</b>	
Soldering station	45	system	42, 43	Wall basic elements	140
Solid beech board	25	system	42, 43	Wall extension elements	140
Solitary tables	131	systems	47	Wall modules	137-140
space – drawer unit with basic edges	37	<b>T</b>		Wardrobes	151, 153
Spring steel handles, elastic	37, 144, 158, 160	Table legs, to be put inward	21	Wet laboratories/wet working tables	28
Stamp holder	38	Table tops	22-28	Wide wall drawer system 1	144, 158, 159, 166
Standing drawer units	41	tech board 70 mm	24	Wide wall drawer system 2	144, 158, 159
Standing desks	175	tech edge 70 mm thick	24	wing doors	145
Stationary 19inch cabinets varantec 19	168-171	Technical assembly rails	24	Wiring of 19inch cockpits	76-79
Stationary 19inch suspended drawer units	39, 40	Technical cabinets	148-153, 162-165	Wiring of tables amongst one another	29-33
Stationary suspended drawer units	30	Technical ceramic work tops	28	with mouse pad	169
Stationarysuspended PC drawer units	40	technique	48	with the wall	11
Steel drawers, full arrangement	38, 39	Telephone swivel arm	134	Work tables	13, 14-16
Steering rollers for 19inch cabinet system		Tested security (GS sign)	3, 21, 88-90, 143	Work tops	22-28
Stock boxes	104	Tongues	103	Working place system v4	111
Stoneware plates	28	Tool holders	45	Working place system varantec 4	6, 7, 13
Stop-control function	37	Top plate made of steel metal with tops	127	Working place system varantec C	8, 9, 13
Stop-control-plus function	37	Training islands	84, 85, 132	Working places for pupils	84-91
Storage board programme	50-54	Transfer system varantec fix	112-117	Working table flush with the wall	11
		Transponder	42	working tables	56, 57
		Transport system for transfer system		<b>Z</b>	
		varantec fix	117	Subject to technical and formal modifications	

Displaceable experiment frames	91
Didactic experiment trolley	92
Slot mats and tray cabinets	93
Installation cabins and installation walls	94-95
<b>System components for assembly centres</b>	<b>96-111</b>
varantec®lift – ergonomic assembly places	98
Universal assembly extension arms	99
Compressed air supply systems	100
Lighting systems for assembly halls with erfi sensolight®	101-102
Bowls, cases and tongues	103
Holders for bowls, cases and tongues	104
Visual stock boxes	104
Holders and swivel arm for visual stock boxes	105-107
Storage plates, circular storage plates, documentation	108
Energy supply for assembly places	109-110
Foot rests	110
Furniture programme V4	111
<b>System components for material flow</b>	<b>112-117</b>
varantec® - transfer system	112-117
<b>System components for IT systems</b>	<b>118-127</b>
LAN tables, process control rooms, testing stands	119
varantec®MAX – vertical cable channel system	120-121
varantec®MAX – horizontal cable channel system	122-123
Server integration	124
Monitor and flat screen integration	125-127
Tables with embedded monitors and integrated glass plate	125
Tables with embedded flat screen and integrated glass plate	126
Keyboard supports	127
<b>System components for the office</b>	<b>128-137</b>
varantec® office – free-form tables	129-130
varantec® office – conference tables / discussion tables	131-132
varantec® office – sitting and standing places	133
Elements for keeping order	134
Lighting systems highlight and erfo sensolight? for the office	135
Cable management for the office	135
varantec® office – expression of new dynamics in the office	136-137
<b>varantec®vent – innovative cabinet wall systems</b>	<b>138-140</b>
<b>Islands working places, call centers</b>	<b>141</b>
<b>Cabinet systems for laboratory and office</b>	<b>142-171</b>
<b>varantec®pro cabinet system</b>	<b>143-155</b>
Basic cabinets	144-145
Sideboards	146-147
High-level cabinet system	148-155
<b>varantec®select – aluminium cabinet system</b>	<b>156-167</b>
Basic cabinets	158-159
Sideboards	160-161
High-level cabinet system	162-167
<b>varantec®19 – 19 inch cabinet system</b>	<b>168-171</b>
Mobile 19 inch cabinets	170
varantec® 19 – The combination of laboratory and test systems	171
varantec® 19 – Network and server cabinets	171
<b>varantec®mobile – mobile systems</b>	<b>172-177</b>
<b>varantec®mobil alto</b>	<b>172-173</b>
Table trolleys and Orgamobile	172
Datamobile	173
19 inch device and cockpit trolleys	173
<b>varantec®mobil compact</b>	<b>174-177</b>
Caddymobile	175
Orgamobile and Datamobile	176
19 inch device and cockpit trolleys	177
Table of contents	178-180



**Ernst Fischer GmbH + Co.**

Laboratory and workplace systems

Measuring devices

Test systems

Alte Poststraße 8

P.O.Box 308/ 309

D-72233 Freudenstadt / Germany

Phone +49 (0)7441 9144-0

Facsimile +49 (0)7441 9144-77

Internet [www.erfi.de](http://www.erfi.de)

e-Mail [erfi@erfi.de](mailto:erfi@erfi.de)